

6.3.2: Percentage of teachers provided with financial support to attend conferences/workshops and towards membership fee of professional bodies during the last five years	0.00	0.00	0.00	0.00	0.00
	2023-24	2022-23	2021-22	2020-21	2019-20
6.3.2.1: Number of teachers provided with financial support to attend conferences/ workshops and towards membership fee of professional bodies year wise during the last five years	0.00	0.00	0.00	0.00	0.00
Related Input Total Expenditure excluding salary year wise during the last five years (INR in lakhs)	2046.51	1951.82	1439.7	816.96	963.04

Data Template

2023-24 - specify expenditure in appropriate column

Head/Sub head of Expenditure	Item of Expenditure	Expenditure For infrastructure development and augmentation (in INR)	Expenditure on purchase of books/ebooks and subscription to journals/e-journals (in INR)	Expenditure on maintenance of physical facilities and academic support facilities (in INR)	Expenditure on Salary Component/wages (in INR)	Other Expenditures (in INR)
Capital Expenditure (Addition in Fixed Assets)	CONSTRUCTION OF ACADEMIC BUILDING	31971441	-	-	-	-
	PURCHASE OF COMPUTER	435394	-	-	-	-
	CCTV Camera & PROJECTOR	1155737	-	-	-	-
	FURNITURE & FIXTURE	7587498	-	-	-	-
	TRANSFORMER A/C	1026600	-	-	-	-
	Air Conditioner	1588917	-	-	-	-
	RO Plant & water tank	372450	-	-	-	-
	PURCHASE OF LAB EQUIPMENTS & INSTRUMENT	1223285	-	-	-	-
	ELECTRONIC ITEM	1341069	-	-	-	-
	FIRE ALARM & SAFETY	738400	-	-	-	-
	SPORTS INSTRUMENT A/C	63099	-	-	-	-
	DG SET A/C	370000	-	-	-	-
	ELEVATOR ASS.	1010000	-	-	-	-
	LIBRARY BOOKS	-	14793345	-	-	-
	OTHER ASSETS (CLASSROOM EQUIPMENTS)	11500	-	-	-	-
	VEHICLES (FOR ACADEMIC USE)	1167764	-	-	-	-
Revenue Expenditure (Income & Expenditure A/c)	TO ADVERTISEMENT EXPENSES	-	-	1012458	-	-
	TO AUDIT FEE	-	-	-	-	100000
	TO BANK CHARGES	-	-	-	-	4178
	TO BIO MEDICAL WASTE EXP.	-	-	470999	-	-
	TO Financial support for research Exp.	-	-	10680493	-	-
	TO REPAIR & MAINTENANCE (BUILDING & OTHERS)	-	-	-	-	3215683
	TO CHEMICAL EXPENSES	-	-	531638	-	-
	TO ELECTRICITY & WATER CHARGES	-	-	3526458	-	-
	TO Consultancy & Corporate Training Exp.	-	-	3290846	-	-
	TO CONVEYANCE EXPENSES	-	-	137622	-	-
	TO FREIGHT EXP	-	-	323988	-	-
	TO INTREST PAID (BANK LOAN)	20103616	-	-	-	-
	TO Repairing and development exp.	-	-	14725047	-	-
	TO GARDEN & PLANTATION EXP.	-	-	134250	-	-
	TO STAFF WELFARE	-	-	274818	-	-
	TO Research project fund exp.	-	-	30153502	-	-
	TO MEDICAL EXP	-	-	4577	-	-
	TO SALARY & OTHER ALLOWANCES	-	-	-	213434560	-
	TO SOFTWARE EXPENSES	-	-	456111	-	-
	TO STATIONERY & PRINTING EXPENSES	-	-	564559	-	-
	TO SECURITY EXPENSES	-	-	3908972	-	-
	TO Seed money for research Exp.	-	-	2836367	-	-
	TO TRAVELLING EXPENSES	-	-	110897	-	-
	TO LABORATORY EXP	-	-	38596	-	-
	TO Physical & Academic Support exp.	-	-	42362761	-	-
	TO Conference & Workshop and Seminar Exp.	-	-	826791	-	-
	TOTAL	70166770	14793345	116371750	213434560	3319861

GAYAPRASAD JAIN CHARITABLE TRUST
(Swarnnim Startup and Innovations University)
AHMEDABAD
CONSOLIDATE BALANCE SHEET AS ON 31/03/2024

Particulars	Notes	FOR THE YEAR ENDED ON 31/3/2024
I. LIABILITIES		
(1) Corpus Funds		
(a) Corpus Fund	1	72,60,90,212
(2) Non-Current Liabilities		
(a) Long-term borrowings	2	10,44,87,891
(b) Deferred tax liabilities (Net)		
(c) Other Long term liabilities	3	3,75,06,499
(d) Long term provisions		
(3) Current Liabilities		
(a) Short-term borrowings		
(b) Trade payables		
(c) Other current liabilities	4	15,58,83,783
(d) Short-term provisions		
TOTAL		1,02,39,68,385
II.ASSETS		
(1) Non-current assets		
(a) Fixed assets		
(i) Tangible assets	5	60,58,98,179
(ii) Intangible assets		
(iii) Capital work-in-progress		
(iv) Intangible assets under development		
(b) Non-current investments		
(c) Deferred tax assets (net)		
(d) Long term loans and advances	6	-
(e) Other non-current assets		
Current Assets and Loans & Advances		
(2) Current assets		
(a) Current investments		
(b) Inventories		
(c) Trade receivables		
(d) Cash and cash equivalents	7	2,07,72,023
(e) Short-term loans and advances	8	16,60,88,173
(f) Other current assets	9	23,12,10,011
TOTAL		1,02,39,68,385

Notes on Accounts

17

As per our audit report of even date
For J J A M & Co.
(Formerly S.C.Kabra & Co.)
Chartered Accountants

(S. K. Jindal)
Partner

Place: Ahmedabad
Date: 20/09/2024

For, Gayaprasad Jain Charitable Trust



Place: Ahmedabad
Date: 20/09/2024



GAYAPRASAD JAIN CHARITABLE TRUST
(Swarnnim Startup and Innovations University)
Ahmedabad

Notes on Financial Statements for the year ended 31st March, 2024
(consolidate)

	(Amount in Rs.)
1. CORPUS FUND	AS AT
	31-03-2024
Gayaprasad Jain Charitable Trust	52,90,96,157.92
Arihant Sewa Samiti	13,31,72,743.41
Less: Arihant Sewa Samiti	(1,15,80,915.00)
Addition during the year	4,31,701.00
Add: Excess of income over exp transferred	7,49,70,524.28
TOTAL	72,60,90,211.61
2. LONG TERM BORROWINGS	AS AT
(As per Schedule - A)	31-03-2024
<u>Loans from Banks</u>	
Secured	10,44,87,890.55
Unsecured	-
Sub total	10,44,87,890.55
<u>Loans from Others</u>	
Secured	-
Unsecured	-
Sub total	-
TOTAL	10,44,87,890.55
3. OTHER LONG TERM LIABILITIES	AS AT
(As per Schedule - B)	31-03-2024
Caution Money & Libraray Deposit	3,55,88,000.00
DEPOSITE A/C	19,18,499.00
STUDENT DEPARTMENT	
TOTAL	3,75,06,499.00
4. OTHER CURRENT LIABILITIES	AS AT
(As per Schedule - C)	31-03-2024
ADVANCE FEE RECEIVED	11,88,06,001.50
Alumani Fund	28,000.00
Duties & Taxes	84,68,155.76
Provisions	1,85,61,917.00
Scholarship	1,40,510.00
SCHOLERSHIP	1,83,440.00
Sundry Creditors	96,95,759.14
TOTAL	15,58,83,783.40





GAYAPRASAD JAIN CHARITABLE TRUST (Swarnim Startup and Innovations University)

Ahmedabad



FIXED ASSETS 2023-2024 (Consolidate)

NOTE - " 5 "



Sr. NO.	PARTICULARS	DEP. RATE	OPENING W.D.V AS AT 01.04.2023	ADDITIONS IST HALF	IIND HALF	DELETION/ADJUSTMENTS	CLOSING WDV AS AT 31.03.2024
1							
1	Air Conditioners	15%	7,29,524	-	-	-	7,29,524
2	Audio System	15%	44,115	-	-	-	44,115
3	Banches & Chair	15%	3,65,871	-	-	-	3,65,871
4	Black,White,Ceramic Boards	15%	1,28,807	-	-	-	1,28,807
5	Borewell	15%	4,32,004	-	-	-	4,32,004
6	CCTV Camera	15%	5,94,040	-	-	-	5,94,040
7	Collage Building - A	10%	7,02,771	-	-	-	7,02,771
8	College Building -B	10%	2,46,82,121	-	-	-	2,46,82,121
9	College Building -C	10%	2,19,13,459	-	-	-	2,19,13,459
10	College Building -(jain)	10%	-	-	-	-	-
11	Computers & Printers	60%	7,68,873	-	-	-	7,68,873
12	Epabx Server	15%	72,420	-	-	-	72,420
13	Electrical Equipment	15%	5,54,942	-	-	-	5,54,942
14	Electrical Installation	10%	26,88,274	-	-	-	26,88,274
15	Fire Safety & Protection	15%	7,786	-	-	-	7,786
16	Furnitures & Fixtures	10%	1,10,66,101	-	-	-	1,10,66,101
17	Generator A/c	15%	3,88,818	-	-	-	3,88,818
18	Laboratory Instruments	15%	68,56,948	-	-	-	68,56,948
19	Loan Cutter Machine	15%	9,963	-	-	-	9,963
20	Mobile Phone A/C.	15%	23,977	-	-	-	23,977
21	Projector Epson Eb -S9	15%	1,65,454	-	-	-	1,65,454
22	Refrigerator	15%	35,577	-	-	-	35,577
23	Risograph (Digital Duplicate Machin	15%	60,358	-	-	-	60,358
24	School Bus A/c	15%	1,83,602	-	-	-	1,83,602
25	Sports Equipments	15%	22,072	-	-	-	22,072
26	Spiral Binding Machine	15%	2,839	-	-	-	2,839
27	Telephone Instruments	15%	8,908	-	-	-	8,908
28	T.V.Panasonic	15%	32,836	-	-	-	32,836
29	UPS Machine	15%	21,675	-	-	-	21,675
30	Water Cooler AS	15%	2,62,589	-	-	-	2,62,589
31	Water R.O.Plant	15%	2,16,268	-	-	-	2,16,268
32	Water Tank	15%	43,139	-	-	-	43,139
33	Workshop Equipments	15%	41,755	-	-	-	41,755
34	Workshop Lab Manual	15%	9,505	-	-	-	9,505
35	Xerox(Photo Copier Machine)	15%	1,52,662	-	-	-	1,52,662
			-	-	-	-	-
2			-	-	-	-	-
1	College Building	10%	53,91,115	-	-	-	53,91,115
2	Instrument A/c	15%	29,06,303	-	-	-	29,06,303
3	Hospital bed	15%	8,24,922	-	-	-	8,24,922
4	Surgical Insrument	15%	6,37,018	-	-	-	6,37,018
5	Electric Installation A/c	15%	1,56,261	-	-	-	1,56,261
6	Elevators A/c	15%	6,00,000	-	-	-	6,00,000
7	Furniture A/c	10%	98,164	-	-	-	98,164
8	Fire Safety Inst		2,14,730	-	-	-	2,14,730
9	Hospital instrument		49,280	-	-	-	49,280
10	Pulvizer Machine		36,900	-	-	-	36,900
11	Tablet Machine		2,48,500	-	-	-	2,48,500
			-	-	-	-	-
			-	-	-	-	-
3			-	-	-	-	-
1	Furnitures	10%	96,250	-	-	-	96,250
2	Instrument A/c	15%	11,39,034	-	-	-	11,39,034
3	Electric Installation A/c	15%	8,159	-	-	-	8,159
4	X-Ray Machine A/c	15%	92,500	-	-	-	92,500
			-	-	-	-	-
4			-	-	-	-	-
1	College Building	10%	1,93,66,996	5,00,43,418		-	6,94,10,414



2	Instruments	15%	4,92,540	-	-	-	4,92,540
			-	-	-	-	-
	5		-	-	-	-	-
1	Instruments	15%	7,57,796	-	-	-	7,57,796
			-	-	-	-	-
	6		-	-	-	-	-
1	Land	0%	84,49,249	-	-	-	84,49,249
2	Accord Car	15%	9,29,557	-	-	-	9,29,557
3	Volvo Car-(S 60)	15%	29,72,274	-	-	-	29,72,274
4	Innova Car	15%	20,77,116	-	-	-	20,77,116
5	CAR	15%	34,89,577	-	-	-	34,89,577
6	New Ambulance Pur.	15%	4,21,625	-	-	-	4,21,625
7	Hostel Building	10%	7,80,17,773	-	-	-	7,80,17,773
8	College Building A		11,48,84,231	-	-	-	11,48,84,231
9	Ciaz Car		11,91,774	-	-	-	11,91,774
10	Oxygen Plant		37,76,000	-	-	-	37,76,000
11	HOSPITAL INSTRUMENTS		18,72,804	-	-	-	18,72,804
12	LAB INSTRUMENTS		9,15,877	-	-	-	9,15,877
13	X RAY MACHINE		8,60,008	-	-	-	8,60,008
			-	-	-	-	-
	7		-	-	-	-	-
1	College Building	10%	2,30,21,179	-	-	-	2,30,21,179
2	Instruments	15%	37,000	-	-	-	37,000
3	Furniture & Fixture A/c	10%	17,58,013	-	-	-	17,58,013
			-	-	-	-	-
	8		-	-	-	-	-
1	College Building	10%	42,08,750	-	-	-	42,08,750
2	Designing Instruments	15%	41,536	-	-	-	41,536
			-	-	-	-	-
	10		-	-	-	-	-
1	College Building	10%	24,23,298	-	-	-	24,23,298
2	Instruments	15%	5,85,747	-	-	-	5,85,747
			-	-	-	-	-
	11		-	-	-	-	-
1	Air Conditoin	15%	5,77,107	-	-	-	5,77,107
2	Audio System	15%	39,450	-	-	-	39,450
3	Building	10%	87,07,810	-	-	-	87,07,810
4	Camera	15%	14,07,997	-	-	-	14,07,997
5	Computer & Printer A/C	40%	45,52,238	-	-	-	45,52,238
6	Electric Installment A/C	15%	27,44,228	-	-	-	27,44,228
7	Finger Machine	15%	42,063	-	-	-	42,063
8	Furniture	10%	9,57,782	-	-	-	9,57,782
9	Furniture & Fixture	10%	1,19,84,841	-	-	-	1,19,84,841
10	INSTRUMENT A/C	15%	34,291	-	-	-	34,291
11	Led Tv	15%	1,59,000	-	-	-	1,59,000
12	MOBILE A/C	15%	31,000	-	-	-	31,000
13	Phone A/C	15%	1,18,472	-	-	-	1,18,472
14	Projector A/C	15%	4,64,634	-	-	-	4,64,634
15	R O System	15%	1,09,805	-	-	-	1,09,805
16	Sewing machine	15%	92,960	-	-	-	92,960
17	Sound System A/C	15%	46,480	-	-	-	46,480
18	SPORT EQUIPMENTS	15%	13,744	-	-	-	13,744
19	Water Tank	15%	28,000	-	-	-	28,000
20	UPS A/C	15%	38,822	-	-	-	38,822
21	WATER COOLER A/C	15%	88,800	-	-	-	88,800
			-	-	-	-	-
	13		-	-	-	-	-
1	INSTRUMENT A/C		17,28,416	-	-	-	17,28,416
			-	-	-	-	-
	14		-	-	-	-	-
1	College Building	10%	1,07,41,751	-	-	-	1,07,41,751
2	Computers & Printers	40%	57,300	-	-	-	57,300
3	Furnitures & Fixtures	10%	4,94,068	-	-	-	4,94,068
			-	-	-	-	-
	15		-	-	-	-	-
1	Barcode Scanner	15%	2,125	-	-	-	2,125



2	College Building - Venus Arch	10%	2,25,56,855	-	-	-	2,25,56,855
3	Computers & Printers	40%	1,21,231	-	-	-	1,21,231
4	Sports Equipments	15%	1,445	-	-	-	1,445
5	Furnitures & Fixtures	10%	14,38,139	-	-	-	14,38,139
6	Water Cooler	15%	40,800	-	-	-	40,800
7	Water RO Plant	15%	37,145	-	-	-	37,145
8	Air Conditioner	15%	23,800	-	-	-	23,800
9	Finger Print Machine	15%	10,200	-	-	-	10,200
10	Sweing machine a/c	15%	1,33,700	-	-	-	1,33,700
			-	-	-	-	-
16			-	-	-	-	-
1	College Building	10%	1,87,16,438	-	-	-	1,87,16,438
2	Computers & Printers	40%	1,53,123	-	-	-	1,53,123
3	Furnitures & Fixtures	10%	20,47,086	-	-	-	20,47,086
4	Lab Equipomnt	15%	17,62,199	-	-	-	17,62,199
5	Air Conditioner	10%	1,02,765	-	-	-	1,02,765
			-	-	-	-	-
Arihant School of Pharmacy & BRI			-	-	-	-	-
1	Air Conditioner	15%	4,19,457	-	-	-	4,19,457
2	AUDIO SYSTEM	15%	1,06,250	-	-	-	1,06,250
3	Books & periodicals	40%	19,604	-	-	-	19,604
4	Borewell A/c	15%	1,53,348	-	-	-	1,53,348
5	Building - College	10%	9,57,85,765	-	-	-	9,57,85,765
6	CCTV Camera	15%	3,80,613	-	-	-	3,80,613
7	Computer & Printer A/c	40%	8,35,316	-	-	-	8,35,316
8	Digital Converter A/c	15%	1,544	-	-	-	1,544
9	Dissolution & Disintigration App.	15%	1,03,618	-	-	-	1,03,618
10	Drainage Well A/c	15%	9,144	-	-	-	9,144
11	Electronic Item	15%	9,43,015	-	-	-	9,43,015
12	Elevators	15%	3,91,000	-	-	-	3,91,000
13	Finger Machine	15%	31,560	-	-	-	31,560
14	Fire Extinguishers	15%	3,734	-	-	-	3,734
15	Fire Safety System		2,15,797	-	-	-	2,15,797
16	Furniture & Fixtures	10%	17,16,721	-	-	-	17,16,721
17	Laboratory Equipments	15%	29,30,061	-	-	-	29,30,061
18	LCD Projector Epson Eb -X7	15%	48,328	-	-	-	48,328
19	Loan Cutter Machine	15%	35,893	-	-	-	35,893
20	Mobile	15%	4,463	-	-	-	4,463
21	Monoblock Pump 2 HP	15%	35,252	-	-	-	35,252
22	OFFICE EQUIPMENT	15%	27,308	-	-	-	27,308
23	OHP Projector	15%	23,595	-	-	-	23,595
24	Photo Copier Machine A/c	15%	10,783	-	-	-	10,783
25	R.O.System	15%	1,54,395	-	-	-	1,54,395
26	Refrigerator	15%	7,650	-	-	-	7,650
27	School Bus(GJ-18-X-2041)	15%	1,98,917	-	-	-	1,98,917
28	Softwares	40%	16,148	-	-	-	16,148
29	Sport Equipment	15%	41,150	-	-	-	41,150
30	Stabiliser A/c	15%	5,671	-	-	-	5,671
31	U V Visible Spectrophotometer	15%	1,87,589	-	-	-	1,87,589
32	UPS systemj	15%	1,49,174	-	-	-	1,49,174
33	Ventilator Fans (Exost Fans)	15%	8,297	-	-	-	8,297
34	Water Cooler	15%	72,470	-	-	-	72,470
35	Water Tank	15%	33,114	0	-	-	33,114
			-	-	-	-	-
			55,58,54,761	5,00,43,418	-	-	60,58,98,179



6. LONG TERM LOANS AND ADVANCES	AS AT
(As per Schedule - D)	31-03-2024

Security Deposits

-Unsecured and Considered Good
-Others

other long term Loans

TOTAL

7. CASH AND BANK BALANCES	AS AT
(As per Schedule - E)	31-03-2024

Cash on Hand

2,88,44,507.96

Balance with Banks in current account

(80,72,485.24)

TOTAL

2,07,72,022.72

8. SHORT TERM LOANS AND ADVANCES	AS AT
(As per Schedule - F)	31-03-2024

(a)Advances to Suppliers

-Unsecured and Considered Good

16,60,88,172.57

TOTAL

16,60,88,172.57


9. OTHER CURRENT ASSETS	AS AT
(As per Schedule - G)	31-03-2024

Other Current Assets

23,12,10,010.63

TOTAL

23,12,10,010.63



GAYAPRASAD JAIN CHARITABLE TRUST
(Swarnnim Startup and Innovations University)

AHMEDABAD

CONSOLIDATE INCOME AND EXPENDITURE ACCOUNT FOR THE YEAR ENDING ON
31/03/2024


PARTICULAR	NOTES	FOR THE YEAR ENDED ON 31/3/2024
I. Revenue from operations	10	38,38,88,304
II. Other Income	11	5,91,05,353
III. Total Revenue (I +II)		44,29,93,657
IV. Expenses:		
Cost of materials consumed		
Other operating and manufacturing expenses		
Changes in inventories of finished goods, WIP and SIT		
Employee benefit expense	12	21,34,34,560
Other administration & selling expenses		
Financial costs	13	2,01,03,616
Other expenses	14	13,44,84,957
Depreciation and amortization expense	5	-
Total Expenses		36,80,23,133
V. Surplus before exceptional and extraordinary items and tax		7,49,70,524
VI. Exceptional Items		
VII. Surplus before extraordinary items and tax (V - VI)		7,49,70,524
VIII. Extraordinary Items		
IX. Surplus before tax (VII - VIII)		7,49,70,524
X. Tax expense:		
(1) Current tax		
(2) Deferred tax		
XI. Surplus/(Deficit) from the perid from continuing operations		7,49,70,524
XII. Surplus/(Deficit) from discontinuing operations		
XIII. Tax expense of discounting operations		
XIV. Surplus/(Deficit)from Discontinuing operations (XII - XIII)		
XV. Surplus/(Deficit) for the period (XI + XIV)		7,49,70,524
Balance carried to Corpus Fund		7,49,70,524

Notes on Accounts

As per our audit report of even date
For J J A M & Co.
(Formerly S.C.Kabra & Co.)
Chartered Accountants

(S. K. Jindal)
Partner

Place: Ahmedabad
Date: 20/09/2024



For Gayaprasad Jain Charitable Trust

Place: Ahmedabad
Date: 20/09/2024




GAYAPRASAD JAIN CHARITBALE TRUST
(Swarnnim Startup and Innovations University)

Ahmedabad

Notes on Financial Statements for the Year ended 31st March, 2024 (Consolidate)

	(Amount in Rs.)
10. REVENUE FROM OPERATIONS	AS AT
	2023-24
Consultancy & Corporate training Income	34,78,786
Financial support for research income	1,70,97,046
Grant for infrastructure development income	35,19,944
Research Project Grant Income	4,56,57,898
Students Tuition Fees Income	31,41,34,630
TOTAL	38,38,88,304.00
11. OTHER INCOME	AS AT
	2023-24
Interest Income on Fixed Deposit	52,40,288
Interest Income on Savings Bank Account	1,62,346
Student Other Income	5,37,02,719
TOTAL	5,91,05,353.36
12. EMPLOYEE BENEFITS EXPENSE	FOR THE YEAR
	2023-24
Employee Salary and Benifits	21,34,34,560
TOTAL	21,34,34,560.00
13. FINANCIAL COST	FOR THE YEAR
	2023-24
Loan Interest	2,01,03,616
TOTAL	2,01,03,616.36



14. OTHER EXPENSES**FOR THE YEAR****2023-24**

ADVERTISEMENT EXP	10,12,458
AUDIT FEE	1,00,000
BANK CHARGES	4,178
BIO MEDICAL WASTE EXP.	4,70,999
Books & E-Journalas exp.	1,47,93,345
CHEMICAL EXPENSES	5,31,638
Conference & Workshop and Seminar Exp.	8,26,791
Consultancy & Corporate Traning Exp.	32,90,846
CONVEYANCE EXPENSES	1,37,622
COURRIER EXPENSES	21,705
ELECTRICTY EXP	35,26,458
Financial support for research Exp.	1,06,80,493
FREIGHT EXP	3,23,988
GARDEN & PLANTATION EXP.	1,34,250
LABORATORY EXP	38,596
MEDICAL EXP	4,577
OTHER EXP.	32,15,683
Physical & Academic Support exp.	4,23,62,761
Reparing and devlopment exp.	1,47,25,047
Research project fund exp.	3,01,53,502
SECURITY CHARGES	39,08,972
Seed money for research Exp.	28,36,367
SOFTWARE EXPENSES	4,56,111
STAFF WELFARE	2,74,818
STATIONERY AND PRINTING EXP	5,42,854
TRAVELLING EXPENSES	1,10,897

Total**13,44,84,956.72**