

|  |         |         |         |         |         |
|--|---------|---------|---------|---------|---------|
| 6.3.2: Percentage of teachers provided with financial support to attend conferences/workshops and towards membership fee of professional bodies during the last five years         | 0.00    | 0.00    | 0.00    | 0.00    | 0.00    |
|  | 2023-24 | 2022-23 | 2021-22 | 2020-21 | 2019-20 |
| 6.3.2.1: Number of teachers provided with financial support to attend conferences/workshops and towards membership fee of professional bodies year wise during the last five years | 0.00    | 0.00    | 0.00    | 0.00    | 0.00    |
| Related Input Total Expenditure excluding salary year wise during the last five years (INR in lakhs)   | 2046.51 | 1951.82 | 1439.7  | 816.96  | 963.04  |

## Data Template

**2019-20 - specify expenditure in appropriate column**

| Head/Sub head of Expenditure                   | Item of Expenditure                      | Expenditure For infrastructure development and augmentation (in INR) | Expenditure on purchase of books/ebooks and subscription to journals/e-journals (in INR) | Expenditure on maintenance of physical facilities and academic support facilities (in INR) | Expenditure on Salary Component/wages (in INR) | Other Expenditures (in INR) |
|--|--|--|--|--|--|-----------------------------|
| Capital Expenditure (Addition in Fixed Assets) | LAND                                     | 2957998  | -  | -  | -  | -                           |
|  | CONSTRUCTION OF ACADEMIC BUILDING        | 33394991   | -  | -  | -  | -                           |
|  | Computer & Printer A/C                   | 2398272  | 105000   | -  | -  | -                           |
|  | Cc tv Camera                             | 1027381  | -  | -  | -  | -                           |
|  | Finger Machine                           | 23800  | -  | -  | -  | -                           |
|  | led tv A/C                               | 17000  | -  | -  | -  | -                           |
|  | Projector a/c                            | 108550   | -  | -  | -  | -                           |
|  | Borewell Purchase a/c                    | 45416  | -  | -  | -  | -                           |
|  | FURNITURE & FIXTURE                      | 2559786  | -  | -  | -  | -                           |
|  | PURCHASE OF LAB EQUIPMENTS               | 14819  | -  | -  | -  | -                           |
|  | Purchase of Air Conditoin                | 165000   | -  | -  | -  | -                           |
|  | LIBRARY BOOKS                            | -  | 4283384  | -  | -  | 19470                       |
|  | Electric Installation A/c                | 2183058  | -  | -  | -  | -                           |
| REVENUE EXPENDITURE (INCOME & EXPENDITURE A/C) | TO FEES UNIVERSITY REGULATORY COMMISSION | -  | -  | 133000   | -  | -                           |
|  | TO ADVERTISEMENT EXPENSES                | -  | -  | 129462   | -  | -                           |
|  | TO AUDIT FEE                             | -  | -  | -  | -  | 200000                      |
|  | TO BANK CHARGES                          | -  | -  | -  | -  | 61916                       |
|  | To Consultancy & Corporate Traning Exp.  | -  | -  | 1520840  | -  | 10000                       |
|  | TO CONVOCATION EXPENSES                  | -  | -  | -  | -  | 20000                       |
|  | TO Postage & Courier Expenses            | -  | -  | 8979   | -  | -                           |
|  | TO B.O.S EXP.                            | -  | -  | -  | -  | 95888                       |
|  | TO B J MEDICAL DEVLOPMENT EXP.           | -  | -  | -  | -  | 98500                       |
|  | TO OTHER EXPENSES ON OBJECT OF TRUST     | -  | -  | -  | -  | 868146                      |
|  | TO ELECTRICITY & WATER CHARGES           | -  | -  | 1763103  | -  | 345878                      |
|  | TO EXTRA LEC EXP.                        | -  | -  | 16880  | -  | -                           |
|  | TO ME Environment Expenses               | -  | -  | 20000  | -  | -                           |
|  | TO University Examination Exp            | -  | -  | 8999   | -  | -                           |
|  | TO FREIGHT & CARTAGE                     | -  | -  | 24261  | -  | -                           |
|  | TO Uniform Expenses                      | -  | -  | 5280   | -  | -                           |
|  | TO INTERNET EXPENSES                     | -  | -  | 547886   | -  | -                           |
|  | TO INTREST PAID                          | 13103087   | -  | -  | -  | -                           |
|  | TO GOVERNMENT CHARGE EXP.                | -  | -  | -  | -  | 29613                       |
|  | TO Infrastructure Development exp.       | -  | -  | 1299956  | -  | -                           |
|  | TO OFFICE EXPENSES                       | -  | -  | -  | -  | 1000                        |
|  | TO RESEARCH & DEVELOPMENT EXPENSES       | -  | -  | 9948935  | -  | -                           |
|  | TO RAW MATERIAL FOR LAB WORKSHOP         | -  | -  | -  | 668010   | -                           |
|  | TO SALARY & OTHER ALLOWANCES             | -  | -  | -  | 85803292                                       | -                           |
|  | TO Seed money & research Exp.            | -  | -  | 1196504  | -  | -                           |
|  | TO CANTEEN EXP                           | -  | -  | 51390  | -  | -                           |
|  | TO STATIONERY & PRINTING EXPENSES        | -  | -  | 559545   | -  | -                           |
|  | TO SECURITY EXPENSES                     | -  | -  | 602620   | -  | -                           |
|  | TO Garden & Plantation Expense           | -  | -  | -  | -  | 64669                       |
|  | TO News Paper & Magazine Expenses        | -  | -  | 10478  | -  | -                           |
|  | TO STUDENT PROGRAMME & TRAINING EXPENSES | -  | -  | 275000   | -  | -                           |
|  | TO Physical & Academic exp.              | -  | -  | 12266056   | -  | -                           |
|  | TO Financial support & research Exp.     | -  | -  | 655240   | -  | -                           |
|  | TO Fire & Safety Refilling Expenses      | -  | -  | 17942  | -  | -                           |
| TO TRAVELLING EXPENSES                         | -  | -  | 51489  | -  | -  |                             |
| TO Grampanchayat Tax                           | -  | -  | -  | -  | 350000   |                             |
| TO Petrol & Diesel Expenses                    | -  | -  | 45254  | -  | -  |                             |
| TO Telephone Expences                          | -  | -  | 80864  | -  | -  |                             |
| TO CHEMICAL & LABORATORY EXP.                  | -  | -  | 284456   | -  | 226981   |                             |
|  | <b>TOTAL</b>                             | <b>57999158</b>  | <b>4388384</b>   | <b>31524419</b>  | <b>86471302</b>                                | <b>2392061</b>              |

**GAYAPRASAD JAIN CHARITABLE TRUST**  
**( SWARNIM STATRUP AND INOVATION UNIVERSITY )**  
**AHMEDABAD**  
**CONSOLIDATE BALANCE SHEET AS ON 31/03/2020**

| Particulars                                    | Notes | FOR THE YEAR<br>ENDED ON 31/3/2020 |
|--|-------|------------------------------------|
| <b>I. LIABILITIES</b>                          |       |                                    |
| <b>(1) Corpus Funds</b>                        |       |                                    |
| (a) Corpus Fund                                | 1     | 14,37,69,677                       |
| <b>(2) Non-Current Liabilities</b>             |       |                                    |
| (a) Long-term borrowings                       | 2     | 22,23,94,703                       |
| (b) Deferred tax liabilities (Net)             |       |                                    |
| (c) Other Long term liabilities                | 3     | 3,02,01,167                        |
| (d) Long term provisions                       |       |                                    |
| <b>(3) Current Liabilities</b>                 |       |                                    |
| (a) Short-term borrowings                      |       |                                    |
| (b) Trade payables                             |       |                                    |
| (c) Other current liabilities                  | 4     | 5,47,60,283                        |
| (d) Short-term provisions                      |       |                                    |
| <b>TOTAL</b>                                   |       | <b>45,11,25,830</b>                |
| <b>II.ASSETS</b>                               |       |                                    |
| <b>(1) Non-current assets</b>                  |       |                                    |
| <b>(a) Fixed assets</b>                        |       |                                    |
| (i) Tangible assets                            | 5     | 27,40,25,291                       |
| (ii) Intangible assets                         |       |                                    |
| (iii) Capital work-in-progress                 |       |                                    |
| (iv) Intangible assets under development       |       |                                    |
| (b) Non-current investments                    |       |                                    |
| (c) Deferred tax assets (net)                  |       |                                    |
| (d) Long term loans and advances               | 6     | 1,32,81,404                        |
| (e) Other non-current assets                   |       |                                    |
| <b>Current Assets and Loans &amp; Advances</b> |       |                                    |
| <b>(2) Current assets</b>                      |       |                                    |
| (a) Current investments                        |       |                                    |
| (b) Inventories                                |       |                                    |
| (c) Trade receivables                          |       |                                    |
| (d) Cash and cash equivalents                  | 7     | 5,18,14,208                        |
| (e) Short-term loans and advances              | 8     | 5,35,40,008                        |
| (f) Other current assets                       | 9     | 5,84,64,919                        |
| <b>TOTAL</b>                                   |       | <b>45,11,25,830</b>                |


Notes on Accounts

17

As per our audit report of even date  
For J J A M & Co.  
(Formerly S.C.Kabra & Co.)  
Chartered Accountants

(S. K. Jindal)  
Partner


Place: Ahmedabad  
Date: 21/12/2020



For, Gayaprasad Jain Charitable Trust

*(Handwritten Signature)*

Place: Ahmedabad  
Date: 21/12/2020





**GAYAPRASAD JAIN CHARITABLE TRUST  
( SWARNIM STATRUP AND INOVATION UNIVERSITY )**

Ahmedabad

Notes on Financial Statements for the year ended 31st March, 2020 (consolidate)

|  | (Amount in Rs.)     |
|--|---------------------|
| <b>1. CORPUS FUND</b>                        | <b>AS AT</b>        |
|  | <b>31-03-2020</b>   |
| Gayaprasad Jain Charitable Trust             | 11,10,60,656        |
| Addition during the year                     | 3,69,700            |
| Add: Excess of income over exp transferred   | 3,23,39,322         |
| <b>TOTAL</b>                                 | <b>14,37,69,678</b> |
| <b>2. LONG TERM BORROWINGS</b>               | <b>AS AT</b>        |
| <b>( As per Schedule - A )</b>               | <b>31-03-2020</b>   |
| <u>Loans from Banks</u>                      |                     |
| Secured                                      | 8,04,44,939         |
| Unsecured                                    | 6,66,675            |
| <b>Sub total</b>                             | <b>8,11,11,614</b>  |
| <u>Loans from Others</u>                     |                     |
| Secured                                      | -                   |
| Unsecured                                    | 14,12,83,089        |
| <b>Sub total</b>                             | <b>14,12,83,089</b> |
| <b>TOTAL</b>                                 | <b>22,23,94,703</b> |
| <b>3. OTHER LONG TERM LIABILITIES</b>        | <b>AS AT</b>        |
| <b>( As per Schedule - B )</b>               | <b>31-03-2020</b>   |
| Caution Money & Libraray Deposit             | 3,02,01,167         |
| <b>TOTAL</b>                                 | <b>3,02,01,167</b>  |
| <b>4. OTHER CURRENT LIABILITIES</b>          | <b>AS AT</b>        |
| <b>( As per Schedule - C )</b>               | <b>31-03-2020</b>   |
| Statutory Remittances (TDS/Professional Tax) | 35,56,967           |
| Other Current Liabilities                    | 5,12,03,317         |
| <b>TOTAL</b>                                 | <b>5,47,60,283</b>  |
| <b>6. LONG TERM LOANS AND ADVANCES</b>       | <b>AS AT</b>        |
| <b>( As per Schedule - D )</b>               | <b>31-03-2020</b>   |
| <u>Security Deposits</u>                     |                     |
| -Unsecured and Considered Good               | -                   |
| -Others                                      | 42,40,404           |
| other long term Loans                        | 90,41,000           |
| <b>TOTAL</b>                                 | <b>1,32,81,404</b>  |





**GAYAPRASAD JAIN CHARITABLE TRUST ( Swarnim Startup and Innovations University )**

Ahmedabad



**FIXED ASSETS 2019-2020 (Consolidate)**

NOTE - " 5 "



| S. No. | PARTICULARS                         | DEP. RATE | OPENING W.D.V AS AT 01.04.2019 | ADDITIONS |           | TOTAL AS AT 31.03.2020 | CLOSING WDV AS AT 31.03.2020 |
|--------|-------------------------------------|-----------|--------------------------------|-----------|-----------|------------------------|------------------------------|
|        |                                     |           |                                | IST HALF  | IIND HALF |                        |                              |
|        | <b>1</b>                            |           |                                |           |           |                        |                              |
| 1      | Air Conditioners                    | 15%       | 7,29,524                       | -         | -         | 7,29,524               | 7,29,524                     |
| 2      | Audio System                        | 15%       | 44,115                         | -         | -         | 44,115                 | 44,115                       |
| 3      | Banches & Chair                     | 15%       | 3,65,871                       | -         | -         | 3,65,871               | 3,65,871                     |
| 4      | Black,White,Ceramic Boards          | 15%       | 1,28,807                       | -         | -         | 1,28,807               | 1,28,807                     |
| 5      | Borewell                            | 15%       | 3,86,588                       | 45,416    | -         | 4,32,004               | 4,32,004                     |
| 6      | CCTV Camera                         | 15%       | 5,94,040                       | -         | -         | 5,94,040               | 5,94,040                     |
| 7      | Collage Building - A                | 10%       | 7,02,771                       | -         | -         | 7,02,771               | 7,02,771                     |
| 8      | College Building -B                 | 10%       | 2,46,09,421                    | -         | -         | 2,46,09,421            | 2,46,09,421                  |
| 9      | College Building -C                 | 10%       | 2,19,13,459                    | -         | -         | 2,19,13,459            | 2,19,13,459                  |
| 10     | College Building -(jain)            | 10%       | -                              | -         | -         | -                      | -                            |
| 11     | Computers & Printers                | 60%       | 7,40,513                       | -         | -         | 7,40,513               | 7,40,513                     |
| 12     | Epabx Server                        | 15%       | 72,420                         | -         | -         | 72,420                 | 72,420                       |
| 13     | Electrical Equipment                | 15%       | 5,54,942                       | -         | -         | 5,54,942               | 5,54,942                     |
| 14     | Electrical Installation             | 10%       | 26,88,274                      | -         | -         | 26,88,274              | 26,88,274                    |
| 15     | Fire Safety & Protection            | 15%       | 7,786                          | -         | -         | 7,786                  | 7,786                        |
| 16     | Furnitures & Fixtures               | 10%       | 1,08,32,048                    | 25,783    | -         | 1,08,57,831            | 1,08,57,831                  |
| 17     | Generator A/c                       | 15%       | 3,88,818                       | -         | -         | 3,88,818               | 3,88,818                     |
| 18     | Laboratory Instruments              | 15%       | 66,10,445                      | 7,440     | 6,279     | 66,24,164              | 66,24,164                    |
| 19     | Loan Cutter Machine                 | 15%       | 9,963                          | -         | -         | 9,963                  | 9,963                        |
| 20     | Mobile Phone A/C.                   | 15%       | 23,977                         | -         | -         | 23,977                 | 23,977                       |
| 21     | Projector Epson Eb -S9              | 15%       | 1,64,354                       | 1,100     | -         | 1,65,454               | 1,65,454                     |
| 22     | Refrigerator                        | 15%       | 35,577                         | -         | -         | 35,577                 | 35,577                       |
| 23     | Risograph (Digital Duplicate Machin | 15%       | 60,358                         | -         | -         | 60,358                 | 60,358                       |
| 24     | School Bus A/c                      | 15%       | 1,83,602                       | -         | -         | 1,83,602               | 1,83,602                     |
| 25     | Sports Equipments                   | 15%       | 22,072                         | -         | -         | 22,072                 | 22,072                       |
| 26     | Sprial Binding Machine              | 15%       | 2,839                          | -         | -         | 2,839                  | 2,839                        |
| 27     | Telephone Instruments               | 15%       | 8,908                          | -         | -         | 8,908                  | 8,908                        |
| 28     | T.V.Panasonic                       | 15%       | 32,836                         | -         | -         | 32,836                 | 32,836                       |
| 29     | UPS Machine                         | 15%       | 21,675                         | -         | -         | 21,675                 | 21,675                       |
| 30     | Water Cooler AS                     | 15%       | 2,62,589                       | -         | -         | 2,62,589               | 2,62,589                     |
| 31     | Water R.O.Plant                     | 15%       | 2,16,268                       | -         | -         | 2,16,268               | 2,16,268                     |
| 32     | Water Tank                          | 15%       | 43,139                         | -         | -         | 43,139                 | 43,139                       |
| 33     | Workshop Equipments                 | 15%       | 41,755                         | -         | -         | 41,755                 | 41,755                       |
| 34     | Workshop Lab Manual                 | 15%       | 9,505                          | -         | -         | 9,505                  | 9,505                        |
| 35     | Xerox(Photo Copier Machine)         | 15%       | 1,52,662                       | -         | -         | 1,52,662               | 1,52,662                     |
|        | <b>2</b>                            |           |                                |           |           |                        |                              |
| 1      | College Building                    | 10%       | 53,79,067                      | -         | -         | 53,79,067              | 53,79,067                    |
| 2      | Instrument A/c                      | 15%       | 6,30,176                       | -         | 10,05,077 | 16,35,253              | 16,35,253                    |
| 3      | Hospital bed                        | 15%       | 5,92,622                       | -         | -         | 5,92,622               | 5,92,622                     |
| 4      | Sargical Insrument                  | 15%       | 6,37,018                       | -         | -         | 6,37,018               | 6,37,018                     |
| 5      | Electric Installation A/c           | 15%       | 1,25,985                       | -         | 30,276    | 1,56,261               | 1,56,261                     |
| 6      | Elevators A/c                       | 15%       | 6,00,000                       | -         | -         | 6,00,000               | 6,00,000                     |
| 7      | Furniture A/c                       | 10%       | 46,631                         | -         | 51,533    | 98,164                 | 98,164                       |
|        | <b>3</b>                            |           |                                |           |           |                        |                              |
| 1      | Furnitures                          | 10%       | 46,250                         | 50,000    | -         | 96,250                 | 96,250                       |
| 2      | Instrument A/c                      | 15%       | 6,32,119                       | -         | -         | 6,32,119               | 6,32,119                     |
| 3      | Electric Installation A/c           | 15%       | -                              | -         | 8,159     | 8,159                  | 8,159                        |
| 4      | X-Ray Machine A/c                   | 15%       | 92,500                         | -         | -         | 92,500                 | 92,500                       |
|        | <b>4</b>                            |           |                                |           |           |                        |                              |
| 1      | College Building                    | 10%       | 1,93,66,996                    | -         | -         | 1,93,66,996            | 1,93,66,996                  |
| 2      | Instruments                         | 15%       | 4,92,540                       | -         | -         | 4,92,540               | 4,92,540                     |
|        | <b>5</b>                            |           |                                |           |           |                        |                              |
| 1      | Instruments                         | 15%       | 4,71,786                       | 1,16,010  | -         | 5,87,796               | 5,87,796                     |



|                            |                               |     |                     |                    |                    |                     |                     |
|----------------------------|-------------------------------|-----|---------------------|--------------------|--------------------|---------------------|---------------------|
| <b>6</b>                   |                               |     |                     |                    |                    |                     |                     |
| 1                          | Land                          | 0%  | 27,08,500           | 1,24,749           | -                  | 28,33,249           | 28,33,249           |
| 2                          | Accord Car                    | 15% | 9,29,557            | -                  | -                  | 9,29,557            | 9,29,557            |
| 3                          | Volvo Car-(S 60)              | 15% | 29,72,274           | -                  | -                  | 29,72,274           | 29,72,274           |
| 4                          | Innova Car                    | 15% | 20,77,116           | -                  | -                  | 20,77,116           | 20,77,116           |
| 5                          | New Ambulance Pur.            | 15% | 4,21,625            | -                  | -                  | 4,21,625            | 4,21,625            |
| 6                          | Building A/C                  | 10% | 2,83,22,206         | 1,52,61,005        | 1,70,49,518        | 6,06,32,729         | 6,06,32,729         |
| <b>7</b>                   |                               |     |                     |                    |                    |                     |                     |
| 1                          | College Building              | 10% | 2,30,21,179         | -                  | -                  | 2,30,21,179         | 2,30,21,179         |
| 2                          | Instruments                   | 15% | 37,000              | -                  | -                  | 37,000              | 37,000              |
| 3                          | Furniture & Fixture A/c       | 10% | 17,58,013           | -                  | -                  | 17,58,013           | 17,58,013           |
| <b>8</b>                   |                               |     |                     |                    |                    |                     |                     |
| 1                          | College Building              | 10% | 42,08,750           | -                  | -                  | 42,08,750           | 42,08,750           |
| 2                          | Designing Instruments         | 15% | 41,536              | -                  | -                  | 41,536              | 41,536              |
| <b>10</b>                  |                               |     |                     |                    |                    |                     |                     |
| 1                          | College Building              | 10% | 24,23,298           | -                  | -                  | 24,23,298           | 24,23,298           |
| 2                          | Instruments                   | 15% | 1,41,795            | -                  | -                  | 1,41,795            | 1,41,795            |
| <b>11</b>                  |                               |     |                     |                    |                    |                     |                     |
| 1                          | Building                      | 10% | -                   | 3,98,390           | 6,86,078           | 10,84,468           | 10,84,468           |
| 2                          | Air Conditoin                 | 15% | 3,22,107            | 1,65,000           | -                  | 4,87,107            | 4,87,107            |
| 3                          | Audio System                  | 15% | 35,150              | -                  | -                  | 35,150              | 35,150              |
| 4                          | Furniture                     | 10% | 4,71,882            | -                  | -                  | 4,71,882            | 4,71,882            |
| 5                          | R O System                    | 15% | 1,09,805            | -                  | -                  | 1,09,805            | 1,09,805            |
| 6                          | Computer & Printer A/C        | 40% | 23,72,324           | 1,57,465           | 2,24,807           | 27,54,596           | 27,54,596           |
| 7                          | Camera                        | 15% | -                   | 5,99,946           | 4,27,435           | 10,27,381           | 10,27,381           |
| 8                          | Electric Installment A/C      | 15% | 4,49,906            | 9,06,056           | 2,33,490           | 15,89,452           | 15,89,452           |
| 9                          | Finger Machine                | 15% | 9,000               | 16,800             | 7,000              | 32,800              | 32,800              |
| 10                         | Furniture & Fixture           | 10% | 1,96,241            | 21,90,278          | 3,38,572           | 27,25,091           | 27,25,091           |
| 11                         | Led Tv                        | 15% | -                   | 17,000             | -                  | 17,000              | 17,000              |
| 12                         | Phone A/C                     | 15% | 1,18,472            | -                  | -                  | 1,18,472            | 1,18,472            |
| 13                         | Projector A/C                 | 15% | 3,56,084            | 1,08,550           | -                  | 4,64,634            | 4,64,634            |
| 14                         | Sound System A/C              | 15% | 46,480              | -                  | -                  | 46,480              | 46,480              |
| <b>14</b>                  |                               |     |                     |                    |                    |                     |                     |
| 1                          | College Building              | 10% | 1,07,41,751         | -                  | -                  | 1,07,41,751         | 1,07,41,751         |
| 2                          | Computers & Printers          | 40% | 57,300              | -                  | -                  | 57,300              | 57,300              |
| 3                          | Furnitures & Fixtures         | 10% | 4,94,068            | -                  | -                  | 4,94,068            | 4,94,068            |
| <b>15</b>                  |                               |     |                     |                    |                    |                     |                     |
| 1                          | Barcode Scanner               | 15% | 2,125               | -                  | -                  | 2,125               | 2,125               |
| 2                          | College Building - Venus Arch | 10% | 2,25,56,855         | -                  | -                  | 2,25,56,855         | 2,25,56,855         |
| 3                          | Computers & Printers          | 40% | 1,21,231            | -                  | -                  | 1,21,231            | 1,21,231            |
| 4                          | Sports Equipments             | 15% | 1,445               | -                  | -                  | 1,445               | 1,445               |
| 5                          | Furnitures & Fixtures         | 10% | 14,38,139           | -                  | -                  | 14,38,139           | 14,38,139           |
| 6                          | Water Cooler                  | 15% | 40,800              | -                  | -                  | 40,800              | 40,800              |
| 7                          | Water RO Plant                | 15% | 37,145              | -                  | -                  | 37,145              | 37,145              |
| 8                          | Air Conditioner               | 15% | 23,800              | -                  | -                  | 23,800              | 23,800              |
| 9                          | Finger Print Machine          | 15% | 10,200              | -                  | -                  | 10,200              | 10,200              |
| 10                         | Sweing machine a/c            | 15% | 1,33,700            | -                  | -                  | 1,33,700            | 1,33,700            |
| <b>16</b>                  |                               |     |                     |                    |                    |                     |                     |
| 1                          | College Building              | 10% | 1,87,16,438         | -                  | -                  | 1,87,16,438         | 1,87,16,438         |
| 2                          | Computers & Printers          | 40% | 1,53,123            | -                  | -                  | 1,53,123            | 1,53,123            |
| 3                          | Furnitures & Fixtures         | 10% | 20,47,086           | -                  | -                  | 20,47,086           | 20,47,086           |
| 4                          | Lab Equipoment                | 15% | 17,62,199           | -                  | -                  | 17,62,199           | 17,62,199           |
| 5                          | Air Conditioner               | 10% | 1,02,765            | -                  | -                  | 1,02,765            | 1,02,765            |
| <b>CURRENT YEAR</b>        |                               |     | <b>23,37,66,079</b> | <b>2,01,90,988</b> | <b>2,00,68,224</b> | <b>27,40,25,291</b> | <b>27,40,25,291</b> |
| <b>Total Previous Year</b> |                               |     | <b>19,67,18,490</b> | <b>1,19,21,546</b> | <b>2,61,59,549</b> | <b>23,37,68,579</b> | <b>23,37,68,579</b> |



|   |                    |
|---|--------------------|
| <b>7. CASH AND BANK BALANCES</b>            | <b>AS AT</b>       |
| <b>( As per Schedule - E )</b>              | <b>31-03-2020</b>  |
| Cash on Hand                                | 66,76,485          |
| Balance with Banks in current account       | 4,51,37,723        |
| <b>TOTAL</b>                                | <b>5,18,14,208</b> |
| <b>8. SHORT TERM LOANS AND ADVANCES</b>     | <b>AS AT</b>       |
| <b>( As per Schedule - F )</b>              | <b>31-03-2020</b>  |
| (a)Advances to Suppliers                    |                    |
| -Unsecured and Considered Good              | 5,17,41,236        |
| <u>Balances with Government Authorities</u> |                    |
| -Secured and Considered Good                |                    |
| (i) TDS receivable                          | 17,98,772          |
| <b>TOTAL</b>                                | <b>5,35,40,008</b> |
| <b>9. OTHER CURRENT ASSETS</b>              | <b>AS AT</b>       |
| <b>( As per Schedule - G )</b>              | <b>31-03-2020</b>  |
| Other Current Assets                        | 5,84,64,919        |
| <b>TOTAL</b>                                | <b>5,84,64,919</b> |



**GAYAPRASAD JAIN CHARITABLE TRUST  
( SWARNIM STATRUP AND INOVATION UNIVERSITY )**


AHMEDABAD

**CONSOLIDATE INCOME AND EXPENDITURE ACCOUNT FOR THE YEAR ENDING ON  
31/03/2020**


| PARTICULAR   | NOTE<br>S | FOR THE YEAR<br>ENDED ON 31/3/2020 |
|--|-----------|------------------------------------|
| I. Revenue from operations   | 10        | 15,83,73,084                       |
| II. Other Income   | 11        | 1,18,12,480                        |
| <b>III. Total Revenue (I + II)</b>                                     |           | <b>17,01,85,564</b>                |
| IV. Expenses:  |           |                                    |
| Cost of materials consumed   |           |                                    |
| Other operating and manufacturing expenses                             |           |                                    |
| Changes in inventories of finished goods, WIP and SIT                  |           |                                    |
| Employee benefit expense   | 12        | 8,58,03,292                        |
| Other administration & selling expenses                                |           |                                    |
| Financial costs  | 13        | 1,31,03,087                        |
| Other expenses   | 14        | 3,89,39,863                        |
| Depreciation and amortization expense                                  | 5         | -                                  |
| <b>Total Expenses</b>  |           | <b>13,78,46,242</b>                |
| V. Surplus before exceptional and extraordinary items and tax          |           | 3,23,39,322                        |
| VI. Exceptional Items  |           |                                    |
| VII. Surplus before extraordinary items and tax (V - VI)               |           | 3,23,39,322                        |
| VIII. Extraordinary Items  |           |                                    |
| <b>IX. Surplus before tax (VII - VIII)</b>                             |           | <b>3,23,39,322</b>                 |
| X. Tax expense:  |           |                                    |
| (1) Current tax  |           |                                    |
| (2) Deferred tax   |           |                                    |
| <b>XI. Surplus/(Deficit) from the perid from continuing operations</b> |           | <b>3,23,39,322</b>                 |
| XII. Surplus/(Deficit) from discontinuing operations                   |           |                                    |
| XIII. Tax expense of discounting operations                            |           |                                    |
| XIV. Surplus/(Deficit)from Discontinuing operations (XII - XIII)       |           |                                    |
| <b>XV. Surplus/(Deficit) for the period (XI + XIV)</b>                 |           | <b>3,23,39,322</b>                 |
| Balance carried to Corpus Fund   |           | 3,23,39,322                        |

**Notes on Accounts**



As per our audit report of even date  
For J J A M & Co.  
(Formerly S.C.Kabra & Co.)  
Chartered Accountants

  
(S. K. Jindal)  
Partner


Place: Ahmedabad  
Date: 21/12/2020



For, Gayaprasad Jain Charitabl

Place: Ahmedabad  
Date: 21/12/2020





**GAYAPRASAD JAIN CHARITBALE TRUST**  
( Swarnim Startup and Innovations University )

Ahmedabad

Notes on Financial Statements for the Year ended 31st March, 2020 ( Consolidate

|   | (Amount in Rs.)                 |
|---|---------------------------------|
| <b>10. REVENUE FROM OPERATIONS</b>      | <b>AS AT<br/>2019-20</b>        |
| Consultancy training Income             | 27,53,554                       |
| Financial support income                | 10,10,002                       |
| Hostel Fees Income                      | 81,08,000                       |
| Research Project Income                 | 1,53,07,562                     |
| Skill Course Fee Income                 | 1,91,938                        |
| Students Tutition Fees Income           | 13,10,02,028                    |
| <b>TOTAL</b>                            | <b>15,83,73,084</b>             |
| <b>11. OTHER INCOME</b>                 | <b>AS AT<br/>2019-20</b>        |
| Bus Fee Income                          | 6,08,120                        |
| Enrollment Fee                          | 68,502                          |
| Exam Fee                                | 2,29,550                        |
| Form Fee                                | 7,50,600                        |
| Grant Income                            | 6,63,721                        |
| GUJCOST Grant Fee                       | 10,450                          |
| I - Card Fee                            | 1,38,200                        |
| Interest Income on Fixed Deposit        | 57,57,396                       |
| Interest Income on Savings Bank Account | 84,720                          |
| Other Fees                              | 10,38,089                       |
| Remedial Fee                            | 4,61,925                        |
| University Examination & Enrolment Fee  | 20,01,207                       |
| <b>TOTAL</b>                            | <b>1,18,12,480</b>              |
| <b>12. EMPLOYEE BENEFITS EXPENSE</b>    | <b>FOR THE YEAR<br/>2019-20</b> |
| Employee Salary and Benifits            | 8,50,24,293                     |
| Staff Welfare                           | 31,749                          |
| Visiting Faculty                        | 7,47,250                        |
| <b>TOTAL</b>                            | <b>8,58,03,292</b>              |
| <b>13. FINANCIAL COST</b>               | <b>FOR THE YEAR<br/>2019-20</b> |
| BG CHARGE                               | 7,08,647                        |
| Loan Interest                           | 1,05,71,797                     |
| Loan Processing Charges                 | 18,22,643                       |
| <b>TOTAL</b>                            | <b>1,31,03,087</b>              |





**14. OTHER EXPENSES****FOR THE YEAR****2019-20**

|                                      |             |
|--------------------------------------|-------------|
| Audit Fees                           | 2,00,000    |
| Bank Charge                          | 61,916      |
| BJ Medical Clg Development Society   | 10,000      |
| Books & E-Journal exp.               | 42,83,384   |
| BOS Exps.                            | 95,888      |
| Canteen Expenses                     | 3,850       |
| Chemical Exp                         | 2,26,981    |
| College Promotion Exps.              | 1,05,000    |
| Computer & Printer Exps.             | 1,01,997    |
| Conference & Workshop Exp.           | 6,68,010    |
| Consultancy & Corporate Traning Exp. | 15,20,840   |
| Electrical Expenses                  | 42,283      |
| Extra Lec Expense                    | 16,880      |
| Fee Regulatory Commitittee (FRC)     | 1,33,000    |
| Financial support & research Exp.    | 6,55,240    |
| Fire & Safety Refiling Expenses      | 17,942      |
| Food Expenses                        | 22,581      |
| Garden & Plantation Expense          | 64,669      |
| GEB Electric Bill Expenses           | 17,63,103   |
| Generator Expenses                   | 2,61,600    |
| Grampanchayat Tax                    | 3,50,000    |
| Infrastructure Development exp.      | 12,99,956   |
| Institute of Town Planners India     | 1,000       |
| Internet Expenses                    | 5,47,886    |
| Laboratory Exp                       | 2,84,456    |
| Late payment TDS\Income Tax Int      | 29,613      |
| Library Exp.                         | 19,470      |
| Marketing Exp.                       | 35,890      |
| ME Environment Expenses              | 20,000      |
| Misc. Expenses                       | 22,647      |
| News Paper & Magazine Expenses       | 10,478      |
| Office Electricity Bill Expenses     | 41,995      |
| Other exp.                           | 8,45,499    |
| Petrol & Diesel Expenses             | 45,254      |
| Photography & Videography Expenses   | 25,000      |
| Physical & Academic exp.             | 1,22,66,056 |
| Postage & Courier Expenses           | 8,971       |
| Research project exp.                | 99,48,935   |
| Sales Promotion Exp.                 | 93,572      |
| Security Expenses                    | 6,02,620    |
| Seed money & research Exp.           | 11,96,504   |
| Stall Fabrication Exp.               | 1,70,000    |
| Stationary and Printing Exp          | 5,34,545    |
| Student Hospital Expenses            | 88,500      |
| Tea & Refreshment Expense            | 24,959      |
| Telephone Expences                   | 80,864      |
| Tours and Traveling Expenses         | 51,489      |
| Transport & Carting Expenses         | 24,261      |
| Uniform Expenses                     | 5,280       |
| University Examiation Exp            | 8,999       |

**Total****3,89,39,863**