

| 4.1.2: Percentage of expenditure excluding salary, for infrastructure development and augmentation year wise during the last five years | | 34.29 | 60.30 | 36.80 | 57.14 | 60.23 |
|---|---|--|--|--|--|-----------------------------|
| | | 2023-24 | 2022-23 | 2021-22 | 2020-21 | 2019-20 |
| 4.1.2.1: Expenditure for infrastructure development and augmentation, excluding salary year wise during last five years (INR in lakhs) | | 701.67 | 1,176.93 | 529.86 | 466.82 | 579.99 |
| Related Input Total Expenditure excluding salary year wise during the last five years (INR in lakhs) | | 2046.51 | 1951.82 | 1439.7 | 816.96 | 963.04 |
| Data Template | | | | | | |
| 2022-23 - specify expenditure in appropriate column | | | | | | |
| Head/Sub head of Expenditure | Item of Expenditure | Expenditure For infrastructure development and augmentation (in INR) | Expenditure on purchase of books/ebooks and subscription to journals/e-journals (in INR) | Expenditure on maintenance of physical facilities and academic support facilities (in INR) | Expenditure on Salary Component/wages (in INR) | Other Expenditures (in INR) |
| Capital Expenditure (Addition in Fixed Assets) | CONSTRUCTION OF ACADEMIC BUILDING | 85684271 | - | - | - | - |
| | Cc tv Camera | 168121 | - | - | - | - |
| | PURCHASE OF COMPUTER | 1049977 | - | - | - | - |
| | FURNITURE & FIXTURE | 5355857 | - | - | - | - |
| | PURCHASE OF LAB EQUIPMENTS & OTHER INSTRUMENT | 2392250 | - | - | - | - |
| | UPS A/C | 38822 | - | - | - | - |
| | HOSPITAL INSTRUMENT | 2732812 | - | - | - | - |
| | WATER COOLER A/C | 88800 | - | - | - | - |
| Revenue Expenditure (Income & Expenditure A/c) | LIBRARY BOOKS | - | 8543851 | - | - | - |
| | TO AUDIT FEE | - | - | 150343 | - | 100000 |
| | TO Consultancy & Corporate Training . | - | - | 2390840 | - | - |
| | TO Conference & Workshop . | - | - | 741638 | - | - |
| | TO REPAIR & MAINTENANCE (BUILDING & OTHERS) | - | - | 1753459 | - | - |
| | TO ELECTRICITY & WATER CHARGES | - | - | 3520840 | - | - |
| | TO EXAM EXPENSES | - | - | 160312 | - | - |
| | TO LABORATORY AND EXPERIMENT CHARGES | - | - | 683779 | - | - |
| | TO Financial support for research. | - | - | 8594158 | - | - |
| | TO INTREST PAID | 20182489 | - | - | - | - |
| | TO INSURANCE EXPENSES | - | - | 478410 | - | - |
| | TO OTHER EXPENSES ON OBJECT OF TRUST | - | - | 1834152 | - | - |
| | TO RENTS, RATES AND TAXES . | - | - | 685247 | - | - |
| | TO Seed money for research . EXP | - | - | 1283711 | - | - |
| | TO SALARY & OTHER ALLOWANCES | - | - | - | 164167154 | - |
| | TO Physical & Academic Support. | - | - | 24466483 | - | - |
| | TO STATIONERY & PRINTING EXPENSES | - | - | 1582193 | - | - |
| | TO SECURITY EXPENSES | - | - | 1526854 | - | - |
| | TO Research project fund. | - | - | 18203438 | - | - |
| | TO TELEPHONE EXPENSES | - | - | 8595 | - | - |
| | TO TRAVELLING EXPENSES | - | - | 673141 | - | - |
| | TO SOFTWARE EXP. | - | - | 108107 | - | - |
| TOTAL | | 117693399 | 8543851 | 68845700 | 164167154 | 100000 |

A+B+C+D+E = 8,74,37,730.

GAYAPRASAD JAIN CHARITABLE TRUST
(Swarnim Startup and Innovations University)
AHMEDABAD
CONSOLIDATE BALANCE SHEET AS ON 31/03/2023

| Particulars | Notes | FOR THE YEAR ENDED ON 31/3/2023 |
|--|-------|---------------------------------------|
| I. LIABILITIES | | |
| (1) Corpus Funds | | |
| (a) Corpus Fund | 1 | 66,24,68,901 |
| (2) Non-Current Liabilities | | |
| (a) Long-term borrowings | 2 | 14,60,56,113 |
| (b) Deferred tax liabilities (Net) | | |
| (c) Other Long term liabilities | 3 | 4,31,79,499 |
| (d) Long term provisions | | |
| (3) Current Liabilities | | |
| (a) Short-term borrowings | | |
| (b) Trade payables | | |
| (c) Other current liabilities | 4 | 12,84,37,386 |
| (d) Short-term provisions | | |
| TOTAL | | 98,01,41,899 |
| II.ASSETS | | |
| (1) Non-current assets | | |
| (a) Fixed assets | | |
| (i) Tangible assets | 5 | 55,58,54,761 |
| (ii) Intangible assets | | |
| (iii) Capital work-in-progress | | |
| (iv) Intangible assets under development | | |
| (b) Non-current investments | | |
| (c) Deferred tax assets (net) | | |
| (d) Long term loans and advances | 6 | - |
| (e) Other non-current assets | | |
| Current Assets and Loans & Advances | | |
| (2) Current assets | | |
| (a) Current investments | | |
| (b) Inventories | | |
| (c) Trade receivables | | |
| (d) Cash and cash equivalents | 7 | 9,48,39,640 |
| (e) Short-term loans and advances | 8 | 5,51,10,274 |
| (f) Other current assets | 9 | 27,43,37,224 |
| TOTAL | | 98,01,41,899 |

Notes on Accounts

17

0

As per our audit report of even date
For J J A M & Co.
(Formerly S.C.Kabra & Co.)
Chartered Accountants


(S. K. Jindal)
Partner

Place: Ahmedabad
Date: 20/09/2023

For Gayaprasad Jain Charitable Trust

(Trustee)

Place: Ahmedabad
Date: 20/09/2023





GAYAPRASAD JAIN CHARITABLE TRUST
(Swarnim Startup and Innovations University)

Ahmedabad

Notes on Financial Statements for the year ended 31st March, 2023
(consolidate)

| | (Amount in Rs.) |
|--|------------------------|
| 1. CORPUS FUND | AS AT |
| | 31-03-2023 |
| Gayaprasad Jain Charitable Trust | 41,74,86,201.99 |
| Arihant Sewa Samiti | 13,31,72,743.41 |
| Addition during the year | 12,66,600.00 |
| Add: Excess of income over exp transferred | 11,05,43,355.93 |
| TOTAL | 66,24,68,901.33 |
| 2. LONG TERM BORROWINGS | AS AT |
| (As per Schedule - A) | 31-03-2023 |
| <u>Loans from Banks</u> | |
| Secured | 13,83,79,357.32 |
| Unsecured | 76,76,756.14 |
| Sub total | 14,60,56,113.46 |
| <u>Loans from Others</u> | |
| Secured | - |
| Unsecured | - |
| Sub total | - |
| TOTAL | 14,60,56,113.46 |
| 3. OTHER LONG TERM LIABILITIES | AS AT |
| (As per Schedule - B) | 31-03-2023 |
| Caution Money & Libraray Deposit | 4,08,71,000.00 |
| DEPOSITE A/C | 23,08,499.00 |
| TOTAL | 4,31,79,499.00 |
| 4. OTHER CURRENT LIABILITIES | AS AT |
| (As per Schedule - C) | 31-03-2023 |
| Statutory Remittances (TDS/Professional Tax) | - |
| Other Current Liabilities | - |
| Duties & Taxes | 54,85,192.58 |
| Provisions | 1,26,45,159.00 |
| Sundry Creditors | 50,53,860.04 |
| ADVANCE FEE RECEIVED | 10,34,34,364.00 |
| Alumani Association Membership | 28,000.00 |
| Scholarship | 1,40,510.00 |
| SCHOLERSHIP | 16,50,300.00 |
| TOTAL | 12,84,37,385.62 |





GAYAPRASAD JAIN CHARITABLE TRUST (Swarnim Startup and Innovations University)

Ahmedabad

FIXED ASSETS 2022-2023 (Consolidate)


NOTE - " 5 "

| Sr. NO. | PARTICULARS | DEP. RATE | OPENING W.D.V AS AT 01.04.2022 | ADDITIONS | | DELETION/ADJUSTMENTS | CLOSING WDV AS AT 31.03.2023 |
|---------|-------------------------------------|-----------|--------------------------------|-----------|----------|----------------------|------------------------------|
| | | | | 1ST HALF | 2ND HALF | | |
| | 1 | | | | | | |
| 1 | Air Conditioners | 15% | 7,29,524 | - | - | - | 7,29,524 |
| 2 | Audio System | 15% | 44,115 | - | - | - | 44,115 |
| 3 | Banches & Chair | 15% | 3,65,871 | - | - | - | 3,65,871 |
| 4 | Black,White,Ceramic Boards | 15% | 1,28,807 | - | - | - | 1,28,807 |
| 5 | Borewell | 15% | 4,32,004 | - | - | - | 4,32,004 |
| 6 | CCTV Camera | 15% | 5,94,040 | - | - | - | 5,94,040 |
| 7 | Collage Building - A | 10% | 7,02,771 | - | - | - | 7,02,771 |
| 8 | College Building -B | 10% | 2,46,82,121 | - | - | - | 2,46,82,121 |
| 9 | College Building -C | 10% | 2,19,13,459 | - | - | - | 2,19,13,459 |
| 10 | College Building -(jain) | 10% | - | - | - | - | - |
| 11 | Computers & Printers | 60% | 7,68,873 | - | - | - | 7,68,873 |
| 12 | Epabx Server | 15% | 72,420 | - | - | - | 72,420 |
| 13 | Electrical Equipment | 15% | 5,54,942 | - | - | - | 5,54,942 |
| 14 | Electrical Installation | 10% | 26,88,274 | - | - | - | 26,88,274 |
| 15 | Fire Safety & Protection | 15% | 7,786 | - | - | - | 7,786 |
| 16 | Furnitures & Fixtures | 10% | 1,10,66,101 | - | - | - | 1,10,66,101 |
| 17 | Generator A/c | 15% | 3,88,818 | - | - | - | 3,88,818 |
| 18 | Laboratory Instruments | 15% | 67,23,646 | 1,33,302 | - | - | 68,56,948 |
| 19 | Loan Cutter Machine | 15% | 9,963 | - | - | - | 9,963 |
| 20 | Mobile Phone A/C. | 15% | 23,977 | - | - | - | 23,977 |
| 21 | Projector Epson Eb -S9 | 15% | 1,65,454 | - | - | - | 1,65,454 |
| 22 | Refrigerator | 15% | 35,577 | - | - | - | 35,577 |
| 23 | Risograph (Digital Duplicate Machin | 15% | 60,358 | - | - | - | 60,358 |
| 24 | School Bus A/c | 15% | 1,83,602 | - | - | - | 1,83,602 |
| 25 | Sports Equipments | 15% | 22,072 | - | - | - | 22,072 |
| 26 | Spiral Binding Machine | 15% | 2,839 | - | - | - | 2,839 |
| 27 | Telephone Instruments | 15% | 8,908 | - | - | - | 8,908 |
| 28 | T.V.Panasonic | 15% | 32,836 | - | - | - | 32,836 |
| 29 | UPS Machine | 15% | 21,675 | - | - | - | 21,675 |
| 30 | Water Cooler AS | 15% | 2,62,589 | - | - | - | 2,62,589 |
| 31 | Water R.O.Plant | 15% | 2,16,268 | - | - | - | 2,16,268 |
| 32 | Water Tank | 15% | 43,139 | - | - | - | 43,139 |
| 33 | Workshop Equipments | 15% | 41,755 | - | - | - | 41,755 |
| 34 | Workshop Lab Manual | 15% | 9,505 | - | - | - | 9,505 |
| 35 | Xerox(Photo Copier Machine) | 15% | 1,52,662 | - | - | - | 1,52,662 |
| | | | | - | - | - | - |
| | 2 | | | | | | |
| 1 | College Building | 10% | 53,91,115 | - | - | - | 53,91,115 |
| 2 | Instrument A/c | 15% | 25,28,389 | 3,77,914 | - | - | 29,06,303 |
| 3 | Hospital bed | 15% | 8,24,922 | - | - | - | 8,24,922 |
| 4 | Sargical Insrument | 15% | 6,37,018 | - | - | - | 6,37,018 |
| 5 | Electric Installation A/c | 15% | 1,56,261 | - | - | - | 1,56,261 |
| 6 | Elevators A/c | 15% | 6,00,000 | - | - | - | 6,00,000 |
| 7 | Furniture A/c | 10% | 98,164 | - | - | - | 98,164 |
| 8 | Fire Safety Inst | | 2,14,730 | - | - | - | 2,14,730 |
| 9 | Hospital instrument | | 49,280 | - | - | - | 49,280 |
| 10 | Pulvizer Machine | | 36,900 | - | - | - | 36,900 |
| 11 | Tablet Machine | | 2,48,500 | - | - | - | 2,48,500 |
| | | | | - | - | - | - |
| | 3 | | | | | | |
| 1 | Furnitures | 10% | 96,250 | - | - | - | 96,250 |
| 2 | Instrument A/c | 15% | 11,39,034 | - | - | - | 11,39,034 |
| 3 | Electric Installation A/c | 15% | 8,159 | - | - | - | 8,159 |
| 4 | X-Ray Machine A/c | 15% | 92,500 | - | - | - | 92,500 |
| | | | | - | - | - | - |
| | 4 | | | | | | |
| 1 | College Building | 10% | 1,93,66,996 | - | - | - | 1,93,66,996 |



| | | | | | | | |
|----|--------------------------|-----|-------------|-------------|---|---|--------------|
| 2 | Instruments | 15% | 4,92,540 | - | - | - | 4,92,540 |
| | 5 | | | - | - | - | - |
| 1 | Instruments | 15% | 6,17,796 | 1,40,000 | - | - | 7,57,796 |
| | 6 | | | - | - | - | - |
| 1 | Land | 0% | 84,49,249 | - | - | - | 84,49,249 |
| 2 | Accord Car | 15% | 9,29,557 | - | - | - | 9,29,557 |
| 3 | Volvo Car-(S 60) | 15% | 29,72,274 | - | - | - | 29,72,274 |
| 4 | Innova Car | 15% | 20,77,116 | - | - | - | 20,77,116 |
| 5 | CAR | 15% | 34,89,577 | - | - | - | 34,89,577 |
| 6 | New Ambulance Pur. | 15% | 4,21,625 | - | - | - | 4,21,625 |
| 7 | Hostel Building | 10% | 7,64,42,773 | 15,75,000 | - | - | 7,80,17,773 |
| 8 | College Building A | | 3,64,01,453 | 7,84,82,778 | - | - | 11,48,84,231 |
| 9 | Ciaz Car | | 11,91,774 | - | - | - | 11,91,774 |
| 10 | Oxygen Plant | | 37,76,000 | - | - | - | 37,76,000 |
| 11 | HOSPITAL INSTRUMENTS | | - | 18,72,804 | - | - | 18,72,804 |
| 12 | LAB INSTRUMENTS | | - | 9,15,877 | - | - | 9,15,877 |
| 13 | X RAY MACHINE | | - | 8,60,008 | - | - | 8,60,008 |
| | 7 | | | - | - | - | - |
| 1 | College Building | 10% | 2,30,21,179 | - | - | - | 2,30,21,179 |
| 2 | Instruments | 15% | 37,000 | - | - | - | 37,000 |
| 3 | Furniture & Fixture A/c | 10% | 17,58,013 | - | - | - | 17,58,013 |
| | 8 | | | - | - | - | - |
| 1 | College Building | 10% | 42,08,750 | - | - | - | 42,08,750 |
| 2 | Designing Instruments | 15% | 41,536 | - | - | - | 41,536 |
| | 10 | | | - | - | - | - |
| 1 | College Building | 10% | 24,23,298 | - | - | - | 24,23,298 |
| 2 | Instruments | 15% | 5,85,747 | - | - | - | 5,85,747 |
| | 11 | | | - | - | - | - |
| 1 | Air Conditoin | 15% | 5,77,107 | - | - | - | 5,77,107 |
| 2 | Audio System | 15% | 39,450 | - | - | - | 39,450 |
| 3 | Building | 10% | 67,09,561 | 19,98,249 | - | - | 87,07,810 |
| 4 | Camera | 15% | 12,39,876 | 1,68,121 | - | - | 14,07,997 |
| 5 | Computer & Printer A/C | 40% | 38,34,721 | 7,17,517 | - | - | 45,52,238 |
| 6 | Electric Installment A/C | 15% | 19,36,677 | 8,07,551 | - | - | 27,44,228 |
| 7 | Finger Machine | 15% | 42,063 | - | - | - | 42,063 |
| 8 | Furniture | 10% | 5,08,074 | 4,49,708 | - | - | 9,57,782 |
| 9 | Furniture & Fixture | 10% | 80,24,288 | 39,60,553 | - | - | 1,19,84,841 |
| 10 | INSTRUMENT A/C | 15% | 34,291 | - | - | - | 34,291 |
| 11 | Led Tv | 15% | 1,59,000 | - | - | - | 1,59,000 |
| 12 | MOBILE A/C | 15% | 31,000 | - | - | - | 31,000 |
| 13 | Phone A/C | 15% | 1,18,472 | - | - | - | 1,18,472 |
| 14 | Projector A/C | 15% | 4,64,634 | - | - | - | 4,64,634 |
| 15 | R O System | 15% | 1,09,805 | - | - | - | 1,09,805 |
| 16 | Sewing machine | 15% | 92,960 | - | - | - | 92,960 |
| 17 | Sound System A/C | 15% | 46,480 | - | - | - | 46,480 |
| 18 | SPORT EQUIPMENTS | 15% | 13,744 | - | - | - | 13,744 |
| 19 | Water Tank | 15% | 28,000 | - | - | - | 28,000 |
| 20 | UPS A/C | 15% | - | 38,822 | - | - | 38,822 |
| 21 | WATER COOLER A/C | 15% | - | 88,800 | - | - | 88,800 |
| | 13 | | | | | | |
| 1 | INSTRUMENT A/C | | 9,66,172 | 7,62,244 | - | - | 17,28,416 |
| | 14 | | | | | | |
| 1 | College Building | 10% | 1,07,41,751 | - | - | - | 1,07,41,751 |
| 2 | Computers & Printers | 40% | 57,300 | - | - | - | 57,300 |
| 3 | Furnitures & Fixtures | 10% | 4,94,068 | - | - | - | 4,94,068 |

| | | | | | | | |
|----|---|-----|--------------|-------------|---|---|--------------|
| | | | | - | - | - | - |
| | 15 | | | - | - | - | - |
| 1 | Barcode Scanner | 15% | 2,125 | - | - | - | 2,125 |
| 2 | College Building - Venus Arch | 10% | 2,25,56,855 | - | - | - | 2,25,56,855 |
| 3 | Computers & Printers | 40% | 1,21,231 | - | - | - | 1,21,231 |
| 4 | Sports Equipments | 15% | 1,445 | - | - | - | 1,445 |
| 5 | Furnitures & Fixtures | 10% | 14,38,139 | - | - | - | 14,38,139 |
| 6 | Water Cooler | 15% | 40,800 | - | - | - | 40,800 |
| 7 | Water RO Plant | 15% | 37,145 | - | - | - | 37,145 |
| 8 | Air Conditioner | 15% | 23,800 | - | - | - | 23,800 |
| 9 | Finger Print Machine | 15% | 10,200 | - | - | - | 10,200 |
| 10 | Sweing machine a/c | 15% | 1,33,700 | - | - | - | 1,33,700 |
| | | | | - | - | - | - |
| | 16 | | | - | - | - | - |
| 1 | College Building | 10% | 1,87,16,438 | - | - | - | 1,87,16,438 |
| 2 | Computers & Printers | 40% | 1,53,123 | - | - | - | 1,53,123 |
| 3 | Furnitures & Fixtures | 10% | 20,47,086 | - | - | - | 20,47,086 |
| 4 | Lab Equipoment | 15% | 17,62,199 | - | - | - | 17,62,199 |
| 5 | Air Conditioner | 10% | 1,02,765 | - | - | - | 1,02,765 |
| | | | | | | | - |
| | Arihant School of Pharmacy & BRI | | | | | | - |
| 1 | Air Conditioner | 15% | 4,19,457 | | | | 4,19,457 |
| 2 | AUDIO SYSTEM | 15% | 1,06,250 | | | | 1,06,250 |
| 3 | Books & periodicals | 40% | 19,604 | | | | 19,604 |
| 4 | Borewell A/c | 15% | 1,53,348 | | | | 1,53,348 |
| 5 | Building - College | 10% | 9,21,57,521 | 36,28,244 | | | 9,57,85,765 |
| 6 | CCTV Camera | 15% | 3,80,613 | | | | 3,80,613 |
| 7 | Computer & Printer A/c | 40% | 5,02,856 | 3,32,460 | | | 8,35,316 |
| 8 | Digital Converter A/c | 15% | 1,544 | | | | 1,544 |
| 9 | Dissolution & Disintegration App. | 15% | 1,03,618 | | | | 1,03,618 |
| 10 | Drainage Well A/c | 15% | 9,144 | | | | 9,144 |
| 11 | Electronic Item | 15% | 9,43,015 | | | | 9,43,015 |
| 12 | Elevators | 15% | 3,91,000 | | | | 3,91,000 |
| 13 | Finger Machine | 15% | 25,660 | 5,900 | | | 31,560 |
| 14 | Fire Extinguishers | 15% | 3,734 | | | | 3,734 |
| 15 | Fire Safety System | | 2,15,797 | | | | 2,15,797 |
| 16 | Furniture & Fixtures | 10% | 15,94,576 | 1,22,145 | | | 17,16,721 |
| 17 | Laboratory Equipments | 15% | 28,67,148 | 62,913 | | | 29,30,061 |
| 18 | LCD Projector Epson Eb -X7 | 15% | 48,328 | | | | 48,328 |
| 19 | Loan Cutter Machine | 15% | 35,893 | | | | 35,893 |
| 20 | Mobile | 15% | 4,463 | | | | 4,463 |
| 21 | Monoblock Pump 2 HP | 15% | 35,252 | | | | 35,252 |
| 22 | OFFICE EQUIPMENT | 15% | 27,308 | | | | 27,308 |
| 23 | OHP Projector | 15% | 23,595 | | | | 23,595 |
| 24 | Photo Copier Machine A/c | 15% | 10,783 | | | | 10,783 |
| 25 | R.O.System | 15% | 1,54,395 | | | | 1,54,395 |
| 26 | Refrigerator | 15% | 7,650 | | | | 7,650 |
| 27 | School Bus(GJ-18-X-2041) | 15% | 1,98,917 | | | | 1,98,917 |
| 28 | Softwares | 40% | 16,148 | | | | 16,148 |
| 29 | Sport Equipment | 15% | 41,150 | | | | 41,150 |
| 30 | Stabiliser A/c | 15% | 5,671 | | | | 5,671 |
| 31 | U V Visible Spectrophotometer | 15% | 1,87,589 | | | | 1,87,589 |
| 32 | UPS systemj | 15% | 1,49,174 | | | | 1,49,174 |
| 33 | Ventilator Fans (Exost Fans) | 15% | 8,297 | | | | 8,297 |
| 34 | Water Cooler | 15% | 72,470 | | | | 72,470 |
| 35 | Water Tank | 15% | 33,114 | | | | 33,114 |
| | | | | | | | |
| | | | 45,83,53,851 | 9,75,00,910 | - | - | 55,58,54,761 |



| | |
|--|-------------------|
| 6. LONG TERM LOANS AND ADVANCES | AS AT |
| (As per Schedule - D) | 31-03-2023 |

Security Deposits

| | |
|--------------------------------|---|
| -Unsecured and Considered Good | - |
| -Others | - |
| other long term Loans | - |

TOTAL

-

| | |
|----------------------------------|-------------------|
| 7. CASH AND BANK BALANCES | AS AT |
| (As per Schedule - E) | 31-03-2023 |

| | |
|---------------------------------------|----------------|
| Cash on Hand | 2,08,20,763.36 |
| Balance with Banks in current account | 7,40,18,876.86 |

TOTAL

9,48,39,640.22

| | |
|---|-------------------|
| 8. SHORT TERM LOANS AND ADVANCES | AS AT |
| (As per Schedule - F) | 31-03-2023 |

| | |
|--------------------------------|----------------|
| (a)Advances to Suppliers | |
| -Unsecured and Considered Good | 5,51,10,274.00 |

TOTAL


5,51,10,274.00

| | |
|--------------------------------|-------------------|
| 9. OTHER CURRENT ASSETS | AS AT |
| (As per Schedule - G) | 31-03-2023 |

| | |
|----------------------|-----------------|
| Other Current Assets | 27,43,37,224.11 |
|----------------------|-----------------|

TOTAL

27,43,37,224.11



GAYAPRASAD JAIN CHARITABLE TRUST
(Swarnnim Startup and Innovations University)

AHMEDABAD

CONSOLIDATE INCOME AND EXPENDITURE ACCOUNT FOR THE YEAR ENDING ON
31/03/2023

| PARTICULAR | NOTES | FOR THE YEAR ENDED ON 31/3/2023 |
|---|-------|---------------------------------------|
| I. Revenue from operations | 10 | 33,53,56,024 |
| II. Other Income | 11 | 3,70,26,525 |
| III. Total Revenue (I + II) | | 37,23,82,549 |
| IV. Expenses: | | |
| Cost of materials consumed | | |
| Other operating and manufacturing expenses | | |
| Changes in inventories of finished goods, WIP and SIT | | |
| Employee benefit expense | 12 | 16,41,67,154 |
| Other administration & selling expenses | | |
| Financial costs | 13 | 2,00,00,663 |
| Other expenses | 14 | 7,76,71,376 |
| Depreciation and amortization expense | 5 | - |
| Total Expenses | | 26,18,39,193 |
| V. Surplus before exceptional and extraordinary items and tax | | 11,05,43,356 |
| VI. Exceptional Items | | |
| VII. Surplus before extraordinary items and tax (V - VI) | | 11,05,43,356 |
| VIII. Extraordinary Items | | |
| IX. Surplus before tax (VII - VIII) | | 11,05,43,356 |
| X. Tax expense: | | |
| (1) Current tax | | |
| (2) Deferred tax | | |
| XI. Surplus/(Deficit) from the period from continuing operations | | 11,05,43,356 |
| XII. Surplus/(Deficit) from discontinuing operations | | |
| XIII. Tax expense of discounting operations | | |
| XIV. Surplus/(Deficit) from Discontinuing operations (XII - XIII) | | |
| XV. Surplus/(Deficit) for the period (XI + XIV) | | 11,05,43,356 |
| Balance carried to Corpus Fund | | 11,05,43,356 |

Notes on Accounts

As per our audit report of even date
For J J A M & Co.
(Formerly S.C.Kabra & Co.)
Chartered Accountants

(S. K. Jindal)
Partner

Place: Ahmedabad
Date: 20/09/2023




For, Gayaprasad Jain Charitable Trust

Place: Ahmedabad
Date: 20/09/2023



GAYAPRASAD JAIN CHARITBALE TRUST**Ahmedabad****Notes on Financial Statements for the Year ended 31st March, 2023 (Consolidate)**

| | (Amount in Rs.) |
|---|------------------------|
| 10. REVENUE FROM OPERATIONS | AS AT |
| | 2022-23 |
| Consultancy & Corporate training Income | 24,50,785 |
| Environment Audit Income | 10,50,785 |
| Financial support for research income | 1,32,21,782 |
| Grant for infrastructure development income | 29,19,218 |
| Hostel Fees Income | 9,96,660 |
| Research Project Fund Income | 2,80,05,290 |
| Students Tuition Fees Income | 28,67,11,504 |
| TOTAL | 33,53,56,024.48 |
| 11. OTHER INCOME | AS AT |
| | 2022-23 |
| Grant & other income | 1,54,75,626 |
| Interest Income on Fixed Deposit | 44,06,098 |
| Interest Income on Savings Bank Account | 71,472 |
| Student Other Income | 1,70,73,329 |
| TOTAL | 3,70,26,524.92 |
| 12. EMPLOYEE BENEFITS EXPENSE | FOR THE YEAR |
| | 2022-23 |
| Employee Salary and Benifits | 16,41,67,154 |
| TOTAL | 16,41,67,154.00 |
| 13. FINANCIAL COST | FOR THE YEAR |
| | 2022-23 |
| Loan Interest | 2,00,00,663 |
| TOTAL | 2,00,00,663.13 |



14. OTHER EXPENSES**FOR THE YEAR****2022-23**

| | |
|--|-------------|
| Audit fee exp. | 1,00,000 |
| Books & E-Journals exp. | 85,43,851 |
| Con & Fual EXP | 3,59,819 |
| Conference & Workshop . | 7,41,638 |
| Consultancy & Corporate Traning . | 23,90,840 |
| ELCTRICITY EXP | 35,20,840 |
| EXAMINATION EXPENSES | 1,60,312 |
| Financial support for research. | 85,94,158 |
| GUJRAT POLUATION CONTROL BOARD | 1,50,343 |
| Infrastructure Development exp.; | 17,53,459 E |
| INSURANCE EXP. | 4,78,410 |
| INTEREST ON LAY PAYMENT OF STAUTORY DUES | 1,81,826 |
| LABORATORY AND EXPERIMENT CHARGES | 6,83,779 |
| Other exp. | 18,34,152 |
| Physical & Academic Support. | 2,44,66,483 |
| Postage & Courier Exp | 2,310 |
| REMUNERATION EXP | 3,13,322 |
| RENTS, RATES AND TAXES . | 6,85,247 |
| Research project fund. | 1,82,03,438 |
| SECURITY EXP. | 15,26,854 |
| Seed money for research . | 12,83,711 |
| SOFTWARE EXP. | 1,08,107 |
| STATIONERY & PRINTING EXP. | 15,79,883 |
| Telephone Expenses | 8,595 |

Total**7,76,71,376.34**