

4.1.2: Percentage of expenditure excluding salary, for infrastructure development and augmentation year wise during the last five years	34.29	60.30	36.80	57.14	60.23
	2023-24	2022-23	2021-22	2020-21	2019-20
4.1.2.1: Expenditure for infrastructure development and augmentation, excluding salary year wise during last five years (INR in lakhs)	701.67	1,176.93	529.86	466.82	579.99
Related Input Total Expenditure excluding salary year wise during the last five years (INR in lakhs)	2046.51	1951.82	1439.7	816.96	963.04

## Data Template

**2019-20 - specify expenditure in appropriate column**

Head/Sub head of Expenditure	Item of Expenditure	Expenditure For infrastructure development and augmentation (in INR)	Expenditure on purchase of books/ebooks and subscription to journals/e-journals (in INR)	Expenditure on maintenance of physical facilities and academic support facilities (in INR)	Expenditure on Salary Component/wages (in INR)	Other Expenditures (in INR)
Capital Expenditure (Addition in Fixed Assets)	LAND	2957998	-	-	-	-
	CONSTRUCTION OF ACADEMIC BUILDING	33394991	-	-	-	-
	Computer & Printer A/C	2398272	105000	-	-	-
	Cc tv Camera	1027381	-	-	-	-
	Finger Machine	23800	-	-	-	-
	led tv A/C	17000	-	-	-	-
	Projector a/c	108550	-	-	-	-
	Borewell Purchase a/c	45416	-	-	-	-
	FURNITURE & FIXTURE	2559786	-	-	-	-
	PURCHASE OF LAB EQUIPMENTS	14819	-	-	-	-
	Purchase of Air Conditoin	165000	-	-	-	-
	LIBRARY BOOKS	-	4283384	-	-	19470
	Electric Installation A/c	2183058	-	-	-	-
REVENUE EXPENDITURE (INCOME & EXPENDITURE A/C)	TO FEES UNIVERSITY REGULATORY COMMISSION	-	-	133000	-	-
	TO ADVERTISEMENT EXPENSES	-	-	129462	-	-
	TO AUDIT FEE	-	-	-	-	200000
	TO BANK CHARGES	-	-	-	-	61916
	To Consultancy & Corporate Traning Exp.	-	-	1520840	-	10000
	TO CONVOCAION EXPENSES	-	-	-	-	20000
	TO Postage & Courier Expenses	-	-	8979	-	-
	TO B.O.S EXP.	-	-	-	-	95888
	TO B J MEDICAL DEVELOPMENT EXP.	-	-	-	-	98500
	TO OTHER EXPENSES ON OBJECT OF TRUST	-	-	-	-	868146
	TO ELECTRICITY & WATER CHARGES	-	-	1763103	-	345878
	TO EXTRA LEC EXP.	-	-	16880	-	-
	TO ME Environment Expenses	-	-	20000	-	-
	TO University Examination Exp	-	-	8999	-	-
	TO FREIGHT & CARTAGE	-	-	24261	-	-
	TO Uniform Expenses	-	-	5280	-	-
	TO INTERNET EXPENSES	-	-	547886	-	-
	TO INTEREST PAID	13103087	-	-	-	-
	TO GOVERNMENT CHARGE EXP.	-	-	-	-	29613
	TO Infrastructure Development exp.	-	-	1299956	-	-
	TO OFFICE EXPENSES	-	-	-	-	1000
	TO RESEARCH & DEVELOPMENT EXPENSES	-	-	9948935	-	-
	TO RAW MATERIAL FOR LAB WORKSHOP	-	-	-	668010	-
	TO SALARY & OTHER ALLOWANCES	-	-	-	85803292	-
	TO Seed money & research Exp.	-	-	1196504	-	-
	TO CANTEEN EXP	-	-	51390	-	-
	TO STATIONERY & PRINTING EXPENSES	-	-	559545	-	-
	TO SECURITY EXPENSES	-	-	602620	-	-
	TO Garden & Plantation Expense	-	-	-	-	64669
	TO News Paper & Magazine Expenses	-	-	10478	-	-
	TO STUDENT PROGRAMME & TRAINING EXPENSES	-	-	275000	-	-
	TO Physical & Academic exp.	-	-	12266056	-	-
	TO Financial support & research Exp.	-	-	655240	-	-
	TO Fire & Safety Refilling Expenses	-	-	17942	-	-
	TO TRAVELLING EXPENSES	-	-	51489	-	-
	TO Grampanchayat Tax	-	-	-	-	350000
	TO Petrol & Diesel Expenses	-	-	45254	-	-
	TO Telephone Expences	-	-	80864	-	-
	TO CHEMICAL & LABORATORY EXP.	-	-	284456	-	226981
	<b>TOTAL</b>	<b>57999158</b>	<b>4388384</b>	<b>31524419</b>	<b>86471302</b>	<b>2392061</b>

$$A+B+C = 34694947$$

# SWARNIM STATRUP AND INOVATION UNIVERSITY

AHMEDABAD

CONSOLIDATE BALANCE SHEET AS ON 31/03/2020

Particulars	Notes	FOR THE YEAR ENDED ON 31/3/2020
<b>I. LIABILITIES</b>		
<b>(1) Corpus Funds</b>		
(a) Corpus Fund	1	14,37,69,677
<b>(2) Non-Current Liabilities</b>		
(a) Long-term borrowings	2	22,23,94,703
(b) Deferred tax liabilities (Net)		
(c) Other Long term liabilities	3	3,02,01,167
(d) Long term provisions		
<b>(3) Current Liabilities</b>		
(a) Short-term borrowings		
(b) Trade payables		
(c) Other current liabilities	4	5,47,60,283
(d) Short-term provisions		
<b>TOTAL</b>		<b>45,11,25,830</b>
<b>II.ASSETS</b>		
<b>(1) Non-current assets</b>		
(a) Fixed assets		
(i) Tangible assets	5	27,40,25,291
(ii) Intangible assets		
(iii) Capital work-in-progress		
(iv) Intangible assets under development		
(b) Non-current investments		
(c) Deferred tax assets (net)		
(d) Long term loans and advances	6	1,32,81,404
(e) Other non-current assets		
<b>Current Assets and Loans &amp; Advances</b>		
<b>(2) Current assets</b>		
(a) Current investments		
(b) Inventories		
(c) Trade receivables		
(d) Cash and cash equivalents	7	5,18,14,208
(e) Short-term loans and advances	8	5,35,40,008
(f) Other current assets	9	5,84,64,919
<b>TOTAL</b>		<b>45,11,25,830</b>

## Notes on Accounts

17

As per our audit report of even date


For J J A M & Co.

(Formerly S.C.Kabra & Co.)

Chartered Accountants

(S. K. Jindal)

Partner



Place: Ahmedabad

Date: 21/12/2020




**SWARNIM STATRUP AND INOVATION UNIVERSITY**

**Ahmedabad**

**Notes on Financial Statements for the year ended 31st March, 2020 (consolidate)**

	<b>(Amount in Rs.)</b>
<b>1. CORPUS FUND</b>	<b>AS AT</b>
	<b>31-03-2020</b>
Gayaprasad Jain Charitable Trust	11,10,60,656
Addition during the year	3,69,700
Add: Excess of income over exp transferred	3,23,39,322
<b>TOTAL</b>	<b>14,37,69,678</b>
<b>2. LONG TERM BORROWINGS</b>	<b>AS AT</b>
<b>( As per Schedule - A )</b>	<b>31-03-2020</b>
<b>Loans from Banks</b>	
Secured	8,04,44,939
Unsecured	6,66,675
<b>Sub total</b>	<b>8,11,11,614</b>
<b>Loans from Others</b>	
Secured	-
Unsecured	14,12,83,089
<b>Sub total</b>	<b>14,12,83,089</b>
<b>TOTAL</b>	<b>22,23,94,703</b>
<b>3. OTHER LONG TERM LIABILITIES</b>	<b>AS AT</b>
<b>( As per Schedule - B )</b>	<b>31-03-2020</b>
Caution Money & Libraray Deposit	3,02,01,167
<b>TOTAL</b>	<b>3,02,01,167</b>
<b>4. OTHER CURRENT LIABILITIES</b>	<b>AS AT</b>
<b>( As per Schedule - C )</b>	<b>31-03-2020</b>
Statutory Remittances (TDS/Professional Tax)	35,56,967
Other Current Liabilities	5,12,03,317
<b>TOTAL</b>	<b>5,47,60,283</b>
<b>6. LONG TERM LOANS AND ADVANCES</b>	<b>AS AT</b>
<b>( As per Schedule - D )</b>	<b>31-03-2020</b>
<b>Security Deposits</b>	
-Unsecured and Considered Good	-
-Others	42,40,404
other long term Loans	90,41,000
<b>TOTAL</b>	<b>1,32,81,404</b>






## Swarnim Startup and Innovations University

Ahmedabad

## FIXED ASSETS 2019-2020 (Consolidate)



NOTE - " 5 "

S. NO.	PARTICULARS	DEP. RATE	OPENING W.D.V AS AT 01.04.2019	ADDITIONS		TOTAL AS AT 31.03.2020	CLOSING WDV AS AT 31.03.2020
				1ST HALF	IIIND HALF		
1							
1	Air Conditioners	15%	7,29,524	-	-	7,29,524	7,29,524
2	Audio System	15%	44,115	-	-	44,115	44,115
3	Banches & Chair	15%	3,65,871	-	-	3,65,871	3,65,871
4	Black,White,Ceramic Boards	15%	1,28,807	-	-	1,28,807	1,28,807
5	Borewell	15%	3,86,588	45,416	-	4,32,004	4,32,004
6	CCTV Camera	15%	5,94,040	-	-	5,94,040	5,94,040
7	Collage Building - A	10%	7,02,771	-	-	7,02,771	7,02,771
8	College Building -B	10%	2,46,09,421	-	-	2,46,09,421	2,46,09,421
9	College Building -C	10%	2,19,13,459	-	-	2,19,13,459	2,19,13,459
10	College Building -(jain)	10%	-	-	-	-	-
11	Computers & Printers	60%	7,40,513	-	-	7,40,513	7,40,513
12	Epabx Server	15%	72,420	-	-	72,420	72,420
13	Electrical Equipment	15%	5,54,942	-	-	5,54,942	5,54,942
14	Electrical Installation	10%	26,88,274	-	-	26,88,274	26,88,274
15	Fire Safety & Protection	15%	7,786	-	-	7,786	7,786
16	Furnitures & Fixtures	10%	1,08,32,048	25,783	-	1,08,57,831	1,08,57,831
17	Generator A/c	15%	3,88,818	-	-	3,88,818	3,88,818
18	Laboratory Instruments	15%	66,10,445	7,440	6,279	66,24,164	66,24,164
19	Loan Cutter Machine	15%	9,963	-	-	9,963	9,963
20	Mobile Phone A/C.	15%	23,977	-	-	23,977	23,977
21	Projector Epson Eb -S9	15%	1,64,354	1,100	-	1,65,454	1,65,454
22	Refrigerator	15%	35,577	-	-	35,577	35,577
23	Risograph (Digital Duplicate Machin	15%	60,358	-	-	60,358	60,358
24	School Bus A/c	15%	1,83,602	-	-	1,83,602	1,83,602
25	Sports Equipments	15%	22,072	-	-	22,072	22,072
26	Sprial Binding Machine	15%	2,839	-	-	2,839	2,839
27	Telephone Instruments	15%	8,908	-	-	8,908	8,908
28	T.V.Panasonic	15%	32,836	-	-	32,836	32,836
29	UPS Machine	15%	21,675	-	-	21,675	21,675
30	Water Cooler AS	15%	2,62,589	-	-	2,62,589	2,62,589
31	Water R.O.Plant	15%	2,16,268	-	-	2,16,268	2,16,268
32	Water Tank	15%	43,139	-	-	43,139	43,139
33	Workshop Equipments	15%	41,755	-	-	41,755	41,755
34	Workshop Lab Manual	15%	9,505	-	-	9,505	9,505
35	Xerox(Photo Copier Machine)	15%	1,52,662	-	-	1,52,662	1,52,662
2				-	-		
1	College Building	10%	53,79,067	-	-	53,79,067	53,79,067
2	Instrument A/c	15%	6,30,176	-	10,05,077	16,35,253	16,35,253
3	Hospital bed	15%	5,92,622	-	-	5,92,622	5,92,622
4	Sargical Insrument	15%	6,37,018	-	-	6,37,018	6,37,018
5	Electric Installation A/c	15%	1,25,985	-	30,276	1,56,261	1,56,261
6	Elevators A/c	15%	6,00,000	-	-	6,00,000	6,00,000
7	Furniture A/c	10%	46,631	-	51,533	98,164	98,164
3							
1	Furnitures	10%	46,250	50,000	-	96,250	96,250
2	Instrument A/c	15%	6,32,119	-	-	6,32,119	6,32,119
3	Electric Installation A/c	15%	-	-	8,159	8,159	8,159
4	X-Ray Machine A/c	15%	92,500	-	-	92,500	92,500
4							
1	College Building	10%	1,93,66,996	-	-	1,93,66,996	1,93,66,996
2	Instruments	15%	4,92,540	-	-	4,92,540	4,92,540
5							
1	Instruments	15%	4,71,786	1,16,010	-	5,87,796	5,87,796





	<b>6</b>						
1	Land	0%	27,08,500	1,24,749	-	28,33,249	28,33,249
2	Accord Car	15%	9,29,557	-	-	9,29,557	9,29,557
3	Volvo Car-(S 60)	15%	29,72,274	-	-	29,72,274	29,72,274
4	Innova Car	15%	20,77,116	-	-	20,77,116	20,77,116
5	New Ambulance Pur.	15%	4,21,625	-	-	4,21,625	4,21,625
6	Building A/C	10%	2,83,22,206	1,52,61,005	1,70,49,518	6,06,32,729	6,06,32,729
	<b>7</b>						
1	College Building	10%	2,30,21,179	-	-	2,30,21,179	2,30,21,179
2	Instruments	15%	37,000	-	-	37,000	37,000
3	Furniture & Fixture A/c	10%	17,58,013	-	-	17,58,013	17,58,013
	<b>8</b>						
1	College Building	10%	42,08,750	-	-	42,08,750	42,08,750
2	Designing Instruments	15%	41,536	-	-	41,536	41,536
	<b>10</b>						
1	College Building	10%	24,23,298	-	-	24,23,298	24,23,298
2	Instruments	15%	1,41,795	-	-	1,41,795	1,41,795
	<b>11</b>						
1	Building	10%	-	3,98,390	6,86,078	10,84,468	10,84,468
2	Air Conditoin	15%	3,22,107	1,65,000	-	4,87,107	4,87,107
3	Audio System	15%	35,150	-	-	35,150	35,150
4	Furniture	10%	4,71,882	-	-	4,71,882	4,71,882
5	R O System	15%	1,09,805	-	-	1,09,805	1,09,805
6	Computer & Printer A/C	40%	23,72,324	1,57,465	2,24,807	27,54,596	27,54,596
7	Camera	15%	-	5,99,946	4,27,435	10,27,381	10,27,381
8	Electric Installment A/C	15%	4,49,906	9,06,056	2,33,490	15,89,452	15,89,452
9	Finger Machine	15%	9,000	16,800	7,000	32,800	32,800
10	Furniture & Fixture	10%	1,96,241	21,90,278	3,38,572	27,25,091	27,25,091
11	Led Tv	15%	-	17,000	-	17,000	17,000
12	Phone A/C	15%	1,18,472	-	-	1,18,472	1,18,472
13	Projector A/C	15%	3,56,084	1,08,550	-	4,64,634	4,64,634
14	Sound System A/C	15%	46,480	-	-	46,480	46,480
	<b>14</b>						
1	College Building	10%	1,07,41,751	-	-	1,07,41,751	1,07,41,751
2	Computers & Printers	40%	57,300	-	-	57,300	57,300
3	Furnitures & Fixtures	10%	4,94,068	-	-	4,94,068	4,94,068
	<b>15</b>						
1	Barcode Scanner	15%	2,125	-	-	2,125	2,125
2	College Building - Venus Arch	10%	2,25,56,855	-	-	2,25,56,855	2,25,56,855
3	Computers & Printers	40%	1,21,231	-	-	1,21,231	1,21,231
4	Sports Equipments	15%	1,445	-	-	1,445	1,445
5	Furnitures & Fixtures	10%	14,38,139	-	-	14,38,139	14,38,139
6	Water Cooler	15%	40,800	-	-	40,800	40,800
7	Water RO Plant	15%	37,145	-	-	37,145	37,145
8	Air Conditioner	15%	23,800	-	-	23,800	23,800
9	Finger Print Machine	15%	10,200	-	-	10,200	10,200
10	Sweing machine a/c	15%	1,33,700	-	-	1,33,700	1,33,700
	<b>16</b>						
1	College Building	10%	1,87,16,438	-	-	1,87,16,438	1,87,16,438
2	Computers & Printers	40%	1,53,123	-	-	1,53,123	1,53,123
3	Furnitures & Fixtures	10%	20,47,086	-	-	20,47,086	20,47,086
4	Lab Equipoment	15%	17,62,199	-	-	17,62,199	17,62,199
5	Air Conditioner	10%	1,02,765	-	-	1,02,765	1,02,765
	<b>CURRENT YEAR</b>		<b>23,37,66,079</b>	<b>2,01,90,988</b>	<b>2,00,68,224</b>	<b>27,40,25,291</b>	<b>27,40,25,291</b>
	<b>Total Previous Year</b>		<b>19,67,18,490</b>	<b>1,19,21,546</b>	<b>2,61,59,549</b>	<b>23,37,68,579</b>	<b>23,37,68,579</b>





<b>7. CASH AND BANK BALANCES</b>	<b>AS AT</b>
<b>( As per Schedule - E )</b>	<b>31-03-2020</b>
Cash on Hand	66,76,485
Balance with Banks in current account	4,51,37,723
<b>TOTAL</b>	<b>5,18,14,208</b>
<b>8. SHORT TERM LOANS AND ADVANCES</b>	<b>AS AT</b>
<b>( As per Schedule - F )</b>	<b>31-03-2020</b>
(a)Advances to Suppliers	
-Unsecured and Considered Good	5,17,41,236
<u>Balances with Government Authorities</u>	
-Secured and Considered Good	
(i) TDS receivable	17,98,772
<b>TOTAL</b>	<b>5,35,40,008</b>
<b>9. OTHER CURRENT ASSETS</b>	<b>AS AT</b>
<b>( As per Schedule - G )</b>	<b>31-03-2020</b>
Other Current Assets	5,84,64,919
<b>TOTAL</b>	<b>5,84,64,919</b>



# SWARNIM STATRUP AND INOVATION UNIVERSITY

AHMEDABAD

## CONSOLIDATE INCOME AND EXPENDITURE ACCOUNT FOR THE YEAR ENDING ON 31/03/2020

PARTICULAR	NOTE S	FOR THE YEAR ENDED ON 31/3/2020
I. Revenue from operations	10	15,83,73,084
II. Other Income	11	1,18,12,480
<b>III. Total Revenue (I + II)</b>		<b>17,01,85,564</b>
IV. Expenses:		
Cost of materials consumed		
Other operating and manufacturing expenses		
Changes in inventories of finished goods, WIP and SIT		
Employee benefit expense	12	8,58,03,292
Other administration & selling expenses		
Financial costs	13	1,31,03,087
Other expenses	14	3,89,39,863
Depreciation and amortization expense	5	-
<b>Total Expenses</b>		<b>13,78,46,242</b>
V. Surplus before exceptional and extraordinary items and tax		3,23,39,322
VI. Exceptional Items		
VII. Surplus before extraordinary items and tax (V - VI)		3,23,39,322
VIII. Extraordinary Items		
<b>IX. Surplus before tax (VII - VIII)</b>		<b>3,23,39,322</b>
X. Tax expense:		
(1) Current tax		
(2) Deferred tax		
<b>XI. Surplus/(Deficit) from the period from continuing operations</b>		<b>3,23,39,322</b>
XII. Surplus/(Deficit) from discontinuing operations		
XIII. Tax expense of discounting operations		
XIV. Surplus/(Deficit) from Discontinuing operations (XII - XIII)		
<b>XV. Surplus/(Deficit) for the period (XI + XIV)</b>		<b>3,23,39,322</b>
Balance carried to Corpus Fund		3,23,39,322

### Notes on Accounts

As per our audit report of even date

For J J A M & Co.

(Formerly S.C.Kabra & Co.)


Chartered Accountants

(S. K. Jindal)

Partner

Place: Ahmedabad

Date: 21/12/2020



**Swarnnim Startup and Innovations University**

**Ahmedabad**



**Notes on Financial Statements for the Year ended 31st March, 2020 ( Consolidate**

	(Amount in Rs.)
<b>10. REVENUE FROM OPERATIONS</b>	<b>AS AT</b>
	<b>2019-20</b>
Consultancy training Income	27,53,554
Financial support income	10,10,002
Hostel Fees Income	81,08,000
Research Project Income	1,53,07,562
Skill Course Fee Income	1,91,938
Students Tution Fees Income	13,10,02,028
<b>TOTAL</b>	<b>15,83,73,084</b>

<b>11. OTHER INCOME</b>	<b>AS AT</b>
	<b>2019-20</b>
Bus Fee Income	6,08,120
Enrollment Fee	68,502
Exam Fee	2,29,550
Form Fee	7,50,600
Grant Income	6,63,721
GUJCOST Grant Fee	10,450
I - Card Fee	1,38,200
Interest Income on Fixed Deposit	57,57,396
Interest Income on Savings Bank Account	84,720
Other Fees	10,38,089
Remedial Fee	4,61,925
University Examination & Enrolment Fee	20,01,207
<b>TOTAL</b>	<b>1,18,12,480</b>

<b>12. EMPLOYEE BENEFITS EXPENSE</b>	<b>FOR THE YEAR</b>
	<b>2019-20</b>
Employee Salary and Benifits	8,50,24,293
Staff Welfare	31,749
Visiting Faculty	7,47,250
<b>TOTAL</b>	<b>8,58,03,292</b>

<b>13. FINANCIAL COST</b>	<b>FOR THE YEAR</b>
	<b>2019-20</b>
BG CHARGE	7,08,647
Loan Interest	1,05,71,797
Loan Processing Charges	18,22,643
<b>TOTAL</b>	<b>1,31,03,087</b>





**14. OTHER EXPENSES****FOR THE YEAR****2019-20**

Audit Fees	2,00,000
Bank Charge	61,916
BJ Medical Clg Development Society	10,000
Books & E-Journal exp.	42,83,384
BOS Exps.	95,888
Canteen Expenses	3,850
Chemical Exp	2,26,981
College Promotion Exps.	1,05,000
Computer & Printer Exps.	1,01,997
Conference & Workshop Exp.	6,68,010
Consultancy & Corporate Training Exp.	15,20,840
Electrical Expenses	42,283
Extra Lec Expense	16,880
Fee Regulatory Committee (FRC)	1,33,000
Financial support & research Exp.	6,55,240
Fire & Safety Refilling Expenses	17,942
Food Expenses	22,581
Garden & Plantation Expense	64,669
GEB Electric Bill Expenses	17,63,103
Generator Expenses	2,61,600
Grampanchayat Tax	3,50,000
Infrastructure Development exp.	12,99,956
Institute of Town Planners India	1,000
Internet Expenses	5,47,886
Laboratory Exp	2,84,456
Late payment TDS\Income Tax Int	29,613
Library Exp.	19,470
Marketing Exp.	35,890
ME Environment Expenses	20,000
Misc. Expenses	22,647
News Paper & Magazine Expenses	10,478
Office Electricity Bill Expenses	41,995
Other exp.	8,45,499
Petrol & Diesel Expenses	45,254
Photography & Videography Expenses	25,000
Physical & Academic exp.	1,22,66,056
Postage & Courier Expenses	8,971
Research project exp.	99,48,935
Sales Promotion Exp.	93,572
Security Expenses	6,02,620
Seed money & research Exp.	11,96,504
Stall Fabrication Exp.	1,70,000
Stationary and Printing Exp	5,34,545
Student Hospital Expenses	88,500
Tea & Refreshment Expense	24,959
Telephone Expences	80,864
Tours and Traveling Expenses	51,489
Transport & Carting Expenses	24,261
Uniform Expenses	5,280
University Examination Exp	8,999

**Total****3,89,39,863**