

3.5.1: Revenue generated from consultancy and corporate training during the last five years	1.61	1.22	4.20	0.52	1.58
	2023-24	2022-23	2021-22	2020-21	2019-20
3.5.1.1: Total amount generated from consultancy and corporate training year-wise during the last five years (INR in lakhs).	32.91	23.91	60.46	4.21	15.21
Related Input Total Expenditure excluding salary year wise during the last five years (INR in lakhs)	2046.51	1951.82	1439.7	816.96	963.04

Data Template

2020-21 - specify expenditure in appropriate column

Head/Sub head of Expenditure	Item of Expenditure	Expenditure For infrastructure development and augmentation (in INR)	Expenditure on purchase of books/ebooks and subscription to journals/e-journals (in INR)	Expenditure on maintenance of physical facilities and academic support facilities (in INR)	Expenditure on Salary Component/wages (in INR)	Other Expenditures (in INR)
Capital Expenditure (Addition in Fixed Assets)	LAND	5616000	-	-	-	-
	CONSTRUCTION OF ACADEMIC BUILDING	16675022	-	-	-	-
	PURCHASE OF COMPUTER	380700	-	-	-	-
	FURNITURE & FIXTURE	3229500	-	-	-	-
	PURCHASE OF LAB EQUIPMENTS & INSTRUMENT	798747	-	-	-	-
	LIBRARY BOOKS	-	3851529	-	-	-
	OTHER ASSETS (CLASSROOM EQUIPMENTS)	241617	-	-	-	-
	VEHICLES (FOR ACADEMIC USE)	3489577	-	-	-	-
Revenue Expenditure (Income & Expenditure A/c)	TO BANK CHARGES	-	-	-	-	38418
	TO Consultancy / Corporate Traning Exp.	-	-	420875	-	-
	TO CHEMICAL & LABORATORY EXP.	-	-	28060	-	128352
	TO Conveyance Expenses	-	-	587090	-	-
	TO COMPUTER AND PRINTER EXP.	-	-	73313	-	-
	TO CANTEEN EXP.	-	-	120958	-	-
	TO COMMUNITY EXTESNSION EXPENSES	-	-	58000	-	-
	TO Conference & Workshop / Seminar Exp.	-	-	877487	-	-
	TO STAFF & STUDENT WELFARE EXPENSES	-	-	32300	-	-
	TO REPAIR & MAINTENANCE (BUILDING & OTHERS)	-	-	5490015	-	728214
	TO OTHER EXPENSES ON OBJECT OF TRUST	-	-	-	-	2358952
	TO ELECTRICITY & GENRATOR CHARGES	-	-	1662238	-	-
	TO EXAM EXPENSES	-	-	144566	-	223618
	TO Garden & Plantation Expense	-	-	109006	-	-
	TO Financial support and research Exp.	-	-	610675	-	-
	TO INTERNET EXPENSES	-	-	217008	-	-
	TO INTREST PAID	16251135	-	-	-	-
	TO PROPERTY TAX	-	-	300000	-	-
	TO Physical & Academic Support exp.	-	-	10603514	-	-
	TO LEGAL EXPENSES	-	-	-	-	4675
	TO OFFICE EXPENSES	-	-	-	-	126527
	TO Seed money to teacher for research Exp.	-	-	242035	-	-
	TO MEDICAL & MEDICINE EXP.	-	-	215649	-	-
	TO Research project exp.	-	-	2477840	-	-
	TO SALARY & OTHER ALLOWANCES	-	-	-	92346095	-
	TO STATIONERY & PRINTING EXPENSES	-	-	226856	-	-
	TO SECURITY EXPENSES	-	-	1348425	-	-
	TO Software Expenses	-	-	663900	-	-
	TO Design Instrument Exp	-	-	178500	-	-
	TO TELEPHONE EXPENSES	-	-	607215	-	-
	TO Petrol & Diesel Expenses	-	-	257922	-	-
	TOTAL	46682298	3851529	27553447	92346095	3608756

(SWARNIM STARTUP AND INNOVATION UNIVERSITY)

AHMEDABAD

CONSOLIDATE BALANCE SHEET AS ON 31/03/2021

Particulars	Notes	FOR THE YEAR ENDED ON 31/3/2021
I. LIABILITIES		
(1) Corpus Funds		
(a) Corpus Fund	1	23,71,35,204
(2) Non-Current Liabilities		
(a) Long-term borrowings	2	21,28,96,864
(b) Deferred tax liabilities (Net)		
(c) Other Long term liabilities	3	4,12,11,000
(d) Long term provisions		
(3) Current Liabilities		
(a) Short-term borrowings		
(b) Trade payables		
(c) Other current liabilities	4	5,44,84,692
(d) Short-term provisions		
TOTAL		54,57,27,760
II. ASSETS		
(1) Non-current assets		
(a) Fixed assets		
(i) Tangible assets	5	30,44,56,454
(ii) Intangible assets		
(iii) Capital work-in-progress		
(iv) Intangible assets under development		
(b) Non-current investments		
(c) Deferred tax assets (net)		
(d) Long term loans and advances	6	27,31,904
(e) Other non-current assets		
Current Assets and Loans & Advances		
(2) Current assets		
(a) Current investments		
(b) Inventories		
(c) Trade receivables		
(d) Cash and cash equivalents	7	4,25,28,738
(e) Short-term loans and advances	8	6,55,89,653
(f) Other current assets	9	13,04,21,011
TOTAL		54,57,27,760

Notes on Accounts

17

(0)

As per our audit report of even date

For J J A M & Co.

(Formerly S.C.Kabra & Co.)


Chartered Accountants

(S. K. Jindal)

Partner

Place: Ahmedabad

Date: 13/01/2022




(SWARNIM STARTUP AND INNOVATION UNIVERSITY)

Ahmedabad

Notes on Financial Statements for the year ended 31st March, 2021 (consolidate)

	(Amount in Rs.)
1. CORPUS FUND	AS AT
	31-03-2021
Gayaprasad Jain Charitable Trust	14,37,69,678.20
Addition during the year	32,64,000.00
Add: Excess of income over exp transferred	9,01,01,525.39
TOTAL	23,71,35,203.59
2. LONG TERM BORROWINGS	AS AT
(As per Schedule - A)	31-03-2021
Loans from Banks	
Secured	13,59,27,189.14
Unsecured	31,18,905.63
Sub total	13,90,46,094.77
Loans from Others	
Secured	-
Unsecured	7,38,50,769.26
Sub total	7,38,50,769.26
TOTAL	21,28,96,864.03
3. OTHER LONG TERM LIABILITIES	AS AT
(As per Schedule - B)	31-03-2021
Caution Money & Libaray Deposit	4,12,11,000.00
TOTAL	4,12,11,000.00
4. OTHER CURRENT LIABILITIES	AS AT
(As per Schedule - C)	31-03-2021
Statutory Remittances (TDS/Professional Tax)	35,42,214.00
Other Current Liabilities	5,09,42,477.68
TOTAL	5,44,84,691.68





(Swarnim Startup and Innovations University)

Ahmedabad



FIXED ASSETS 2020-2021 (Consolidate)

NOTE - " 5 "


Sr. NO.	PARTICULARS	DEP. RATE	OPENING W.D.V AS AT 01.04.2020	ADDITIONS		CLOSING WDV AS AT 31.03.2021
				1ST HALF	IIIND HALF	
1						
1	Air Conditioners	15%	7,29,524	-	-	7,29,524
2	Audio System	15%	44,115	-	-	44,115
3	Banches & Chair	15%	3,65,871	-	-	3,65,871
4	Black,White,Ceramic Boards	15%	1,28,807	-	-	1,28,807
5	Borewell	15%	4,32,004	-	-	4,32,004
6	CCTV Camera	15%	5,94,040	-	-	5,94,040
7	Collage Building - A	10%	7,02,771	-	-	7,02,771
8	College Building -B	10%	2,46,09,421	53,580.00	19,120.00	2,46,82,121
9	College Building -C	10%	2,19,13,459	-	-	2,19,13,459
10	College Building -(jain)	10%	-	-	-	-
11	Computers & Printers	60%	7,40,513	28,360.00	-	7,68,873
12	Epabx Server	15%	72,420	-	-	72,420
13	Electrical Equipment	15%	5,54,942	-	-	5,54,942
14	Electrical Installation	10%	26,88,274	-	-	26,88,274
15	Fire Safety & Protection	15%	7,786	-	-	7,786
16	Furnitures & Fixtures	10%	1,08,57,831	2,08,270.00	-	1,10,66,101
17	Generator A/c	15%	3,88,818	-	-	3,88,818
18	Laboratory Instruments	15%	66,24,164	41,082.00	-	66,65,246
19	Loan Cutter Machine	15%	9,963	-	-	9,963
20	Mobile Phone A/C.	15%	23,977	-	-	23,977
21	Projector Epson Eb -S9	15%	1,65,454	-	-	1,65,454
22	Refrigerator	15%	35,577	-	-	35,577
23	Risograph (Digital Duplicate Machir	15%	60,358	-	-	60,358
24	School Bus A/c	15%	1,83,602	-	-	1,83,602
25	Sports Equipments	15%	22,072	-	-	22,072
26	Sprial Binding Machine	15%	2,839	-	-	2,839
27	Telephone Instruments	15%	8,908	-	-	8,908
28	T.V.Panasonic	15%	32,836	-	-	32,836
29	UPS Machine	15%	21,675	-	-	21,675
30	Water Cooler AS	15%	2,62,589	-	-	2,62,589
31	Water R.O.Plant	15%	2,16,268	-	-	2,16,268
32	Water Tank	15%	43,139	-	-	43,139
33	Workshop Equipments	15%	41,755	-	-	41,755
34	Workshop Lab Manual	15%	9,505	-	-	9,505
35	Xerox(Photo Copier Machine)	15%	1,52,662	-	-	1,52,662
				-	-	
2						
1	College Building	10%	53,79,067	12048	-	53,91,115
2	Instrument A/c	15%	16,35,253	162253	-	17,97,506
3	Hospital bed	15%	5,92,622	-	-	5,92,622
4	Sargical Insrument	15%	6,37,018	-	-	6,37,018
5	Electric Installation A/c	15%	1,56,261	-	-	1,56,261
6	Elevators A/c	15%	6,00,000	-	-	6,00,000
7	Furniture A/c	10%	98,164	-	-	98,164
				-	-	
3						
1	Furnitures	10%	96,250	-	-	96,250
2	Instrument A/c	15%	6,32,119	125000	-	7,57,119
3	Electric Installation A/c	15%	8,159	-	-	8,159
4	X-Ray Machine A/c	15%	92,500	-	-	92,500
				-	-	



	4			-	-	
1	College Building	10%	1,93,66,996	-	-	1,93,66,996
2	Instruments	15%	4,92,540	-	-	4,92,540
				-	-	
	5			-	-	
1	Instruments	15%	5,87,796	30,000	-	6,17,796
				-	-	
	6			-	-	
1	Land	0%	28,33,249	56,16,000	-	84,49,249
2	Accord Car	15%	9,29,557	-	-	9,29,557
3	Volvo Car-(S 60)	15%	29,72,274	-	-	29,72,274
4	Innova Car	15%	20,77,116	-	-	20,77,116
5	CAR	15%	-	34,89,577	-	34,89,577
6	New Ambulance Pur.	15%	4,21,625	-	-	4,21,625
7	Hostel Building	10%	6,06,32,729	1,58,10,045	-	7,64,42,773
				-	-	
	7			-	-	
1	College Building	10%	2,30,21,179	-	-	2,30,21,179
2	Instruments	15%	37,000	-	-	37,000
3	Furniture & Fixture A/c	10%	17,58,013	-	-	17,58,013
				-	-	
	8			-	-	
1	College Building	10%	42,08,750	-	-	42,08,750
2	Designing Instruments	15%	41,536	-	-	41,536
				-	-	
	10			-	-	
1	College Building	10%	24,23,298	-	-	24,23,298
2	Instruments	15%	1,41,795	440412	-	5,82,207
				-	-	
	11			-	-	
1	Building	10%	10,84,468	780229	-	18,64,697
2	Air Conditoin	15%	4,87,107	0	-	4,87,107
3	Audio System	15%	35,150	0	-	35,150
4	Furniture	10%	4,71,882	0	-	4,71,882
5	R O System	15%	1,09,805	0	-	1,09,805
6	Computer & Printer A/C	40%	27,54,596	352340	-	31,06,936
7	Camera	15%	10,27,381	0	-	10,27,381
8	Electric Installment A/C	15%	15,89,452	148657	-	17,38,109
9	Finger Machine	15%	32,800	4956	-	37,756
10	Furniture & Fixture	10%	27,25,091	2905774	-	56,30,865
11	Led Tv	15%	17,000	110500	-	1,27,500
12	Phone A/C	15%	1,18,472	0	-	1,18,472
13	Projector A/C	15%	4,64,634	0	-	4,64,634
14	Sewing machine	15%	-	92960	-	92,960
15	Sound System A/C	15%	46,480	0	-	46,480
				-	-	
	14			-	-	
1	College Building	10%	1,07,41,751	-	-	1,07,41,751
2	Computers & Printers	40%	57,300	-	-	57,300
3	Furnitures & Fixtures	10%	4,94,068	-	-	4,94,068
				-	-	
	15			-	-	
1	Barcode Scanner	15%	2,125	-	-	2,125
2	College Building - Venus Arch	10%	2,25,56,855	-	-	2,25,56,855
3	Computers & Printers	40%	1,21,231	-	-	1,21,231



4	Sports Equipments	15%	1,445	-	-	1,445
5	Furnitures & Fixtures	10%	14,38,139	-	-	14,38,139
6	Water Cooler	15%	40,800	-	-	40,800
7	Water RO Plant	15%	37,145	-	-	37,145
8	Air Conditioner	15%	23,800	-	-	23,800
9	Finger Print Machine	15%	10,200	-	-	10,200
10	Sweing machine a/c	15%	1,33,700	-	-	1,33,700
				-	-	
	16			-	-	
1	College Building	10%	1,87,16,438	-	-	1,87,16,438
2	Computers & Printers	40%	1,53,123	-	-	1,53,123
3	Furnitures & Fixtures	10%	20,47,086	-	-	20,47,086
4	Lab Equipoment	15%	17,62,199	-	-	17,62,199
5	Air Conditioner	10%	1,02,765	-	-	1,02,765
	CURRENT YEAR		27,40,25,291	3,04,12,043	19,120	30,44,56,454



6. LONG TERM LOANS AND ADVANCES	AS AT
(As per Schedule - D)	31-03-2021

Security Deposits

-Unsecured and Considered Good

-

-Others

27,31,904.00

other long term Loans

-

TOTAL

27,31,904.00

7. CASH AND BANK BALANCES	AS AT
(As per Schedule - E)	31-03-2021

Cash on Hand

95,82,505.24

Balance with Banks in current account

3,29,46,233.02

TOTAL

4,25,28,738.26

8. SHORT TERM LOANS AND ADVANCES	AS AT
(As per Schedule - F)	31-03-2021

(a)Advances to Suppliers

-Unsecured and Considered Good

6,26,34,813.41

Balances with Government Authorities

-Secured and Considered Good

(i) TDS receivable

29,54,839.25

TOTAL

6,55,89,652.66



9. OTHER CURRENT ASSETS	AS AT
(As per Schedule - G)	31-03-2021

Other Current Assets

13,04,21,011.33

TOTAL

13,04,21,011.33



(SWARNIM STARTUP AND INNOVATION UNIVERSITY)
AHMEDABAD

CONSOLIDATE INCOME AND EXPENDITURE ACCOUNT FOR THE YEAR ENDING ON 31/03/2021



PARTICULAR	NOTES	FOR THE YEAR ENDED ON 31/3/2021
I. Revenue from operations	10	22,27,56,398
II. Other Income	11	1,09,56,260
III. Total Revenue (I + II)		23,37,12,658
IV. Expenses:		
Cost of materials consumed		
Other operating and manufacturing expenses		
Changes in inventories of finished goods, WIP and SIT		
Employee benefit expense	12	9,23,46,095
Other administration & selling expenses		
Financial costs	13	1,62,51,135
Other expenses	14	3,50,13,903
Depreciation and amortization expense	5	-
Total Expenses		14,36,11,133
V. Surplus before exceptional and extraordinary items and tax		9,01,01,525
VI. Exceptional Items		
VII. Surplus before extraordinary items and tax (V - VI)		9,01,01,525
VIII. Extraordinary Items		
IX. Surplus before tax (VII - VIII)		9,01,01,525
X. Tax expense:		
(1) Current tax		
(2) Deferred tax		
XI. Surplus/(Deficit) from the period from continuing operations		9,01,01,525
XII. Surplus/(Deficit) from discontinuing operations		
XIII. Tax expense of discounting operations		
XIV. Surplus/(Deficit) from Discontinuing operations (XII - XIII)		
XV. Surplus/(Deficit) for the period (XI + XIV)		9,01,01,525
Balance carried to Corpus Fund		9,01,01,525

Notes on Accounts

As per our audit report of even date
For J J A M & Co.
(Formerly S.C.Kabra & Co.)
Chartered Accountants

(S. K. Jindal)
Partner

Place: Ahmedabad
Date: 13/01/2022





(Swarnnim Startup and Innovations University)

Ahmedabad

Notes on Financial Statements for the Year ended 31st March, 2021 (Consolidate)

	(Amount in Rs.)
10. REVENUE FROM OPERATIONS	AS AT
	2020-21
Consultancy/Cor, traning Income	11,05,184
Financial support for research income	9,39,512
Grant for infrastructure devlopment Income	24,76,156
Hostel Fees Income	16,40,948
Research Project Fund Income	46,50,524
Students Tution Fees Income	21,19,44,074
TOTAL	22,27,56,397.50
11. OTHER INCOME	AS AT
	2020-21
Bus Fee Income	16,300
Form Fee	19,15,424
Interest Income on Fixed Deposit	52,67,649
Other income	8,86,777
Student Other Income	5,75,400
University Examination & Enrolment Fee	22,94,711
TOTAL	1,09,56,260.48
12. EMPLOYEE BENEFITS EXPENSE	FOR THE YEAR
	2020-21
E.P.F Admin & Other Charge	6,000
Employee Salary and Benifits	9,18,78,896
Employee's Contribution of EPF	39,140
Staff Welfare	15,547
Visiting Faculty	4,06,512
TOTAL	9,23,46,095.00
13. FINANCIAL COST	FOR THE YEAR
	2020-21
BG CHARGE	-
KUDOS LOAN INT.	4,50,282
Loan Interest	1,46,44,707
Loan Processing Charges	11,56,146
TOTAL	1,62,51,135.04



14. OTHER EXPENSES**FOR THE YEAR****2020-21**

Bank Charges	38,418
Books & E-Journals exp.	38,51,529
Building Repairing Exp	4,36,191
Canteen Expenses	1,20,958
Chemical Exp	1,28,552
College Dress Exp	32,300
Computer & Printer Exps.	73,313
Conference & Workshop / Seminar Exp.	8,77,487
Consultancy / Corporate Training Exp.	4,20,875
Conveyance Expenses	5,87,090
Design Instrument Exp	1,78,500
Exam Remuneration Exps.	1,44,566
Financial support and research Exp.	6,10,675
Garden & Plantation Expense	1,09,006
GEB Electric Bill Expenses	15,30,238
Generator Expenses	1,32,000
Grampanchayat Tax	3,00,000
GTU and Affiliation Expenses	2,23,618
Hardware & Ceramic Goods Exp.	2,92,023
Inspection Charge	58,000
Internet Expenses	2,17,008
Laboratory Exp	28,060
Medical Expenses	1,87,404
MEDICINE EXPENSE	28,245
Misc. Expenses	4,500
Office Exp	1,22,027
Other exp.	23,58,922
Petrol & Diesel Expenses	2,57,922
Physical & Academic Support exp.	1,06,03,514
Registration Charge	4,675
Repairs & Maintenance Expenses (Building & Other)	54,90,015
Research project exp.	24,77,840
Security Expenses	13,48,425
Seed money to teacher for research Exp.	2,42,035
Software Expenses	6,63,900
Stationary and Printing Exp	2,26,856
Telephone Expenses	6,07,215

Total**3,50,13,902.55**