

3.5.1: Revenue generated from consultancy and corporate training during the last five years	1.61	1.22	4.20	0.52	1.58
	2023-24	2022-23	2021-22	2020-21	2019-20
3.5.1.1: Total amount generated from consultancy and corporate training year-wise during the last five years (INR in lakhs).	32.91	23.91	60.46	4.21	15.21
Related Input Total Expenditure excluding salary year wise during the last five years (INR in lakhs)	2046.51	1951.82	1439.7	816.96	963.04

Data Template

2021-22 - specify expenditure in appropriate column

Head/Sub head of Expenditure	Item of Expenditure	Expenditure For infrastructure development and augmentation (in INR)	Expenditure on purchase of books/ebooks and subscription to journals/e-journals (in INR)	Expenditure on maintenance of physical facilities and academic support facilities (in INR)	Expenditure on Salary Component/wages (in INR)	Other Expenditures (in INR)
Capital Expenditure (Addition in Fixed Assets)	CONSTRUCTION OF ACADEMIC BUILDING	41246317	-	-	-	28000
	SPORT EQUIPMENT	13744	-	-	-	-
	FURNITURE & FIXTURE	3028895	-	-	-	-
	PURCHASE OF EQUIPMENTS	2175205	-	-	-	-
	LED TV & MOBILE A/C	62500	-	-	-	-
	Cc tv Camera	212495	-	-	-	-
	Computer & Printer A/C	727785	-	-	-	-
	LIBRARY BOOKS	-	7285477	-	-	-
	OXYGEN PLANT	3746000	-	-	-	-
	OTHER ASSETS (CLASSROOM EQUIPMENTS)	218630	-	-	-	-
	VEHICLES (FOR ACADEMIC USE)	1191774	-	-	-	-
	HOSPITAL INSTRUMENT	334680	-	-	-	-
Revenue Expenditure (Income & Expenditure A/c)	TO AUDIT FEE	-	-	20000	-	300000
	TO BANK CHARGES	-	-	-	-	1047
	TO BOS EXP.	-	-	12000	-	-
	TO BIO -MEDICAL WEST EXP.	-	-	49367	-	-
	TO CHEMICAL EXP.	-	-	55603	-	-
	TO LABORATORY EXP	-	-	238157	-	-
	TO Conference & Workshop and Seminar Exp.	-	-	872983	-	-
	TO STAFF & STUDENT WELFARE EXPENSES	-	-	161322	-	-
	TO Consultancy and Corporate Training Exp.	-	-	6045854	-	-
	TO REPAIR & MAINTENANCE (BUILDING & OTHERS)	-	-	1132237	-	-
	TO OTHER EXPENSES ON OBJECT OF TRUST	-	-	-	-	3096279
	TO ELECTRICITY & GENERATOR CHARGE	-	-	1167057	-	187886
	TO EXAM EXPENSES	-	-	142972	-	-
	TO FREIGHT & CARTAGE	-	-	38957	-	-
	TO Financial support Exp.	-	-	3371244	-	-
	TO INTEREST PAID	-	-	-	-	24656753
	TO INSURANCE EXPENSES	-	-	-	-	466624
	TO SOFTWARE EXP.	-	-	80800	-	-
	TO Research project fund exp	-	-	18363042	-	-
	TO WATER CHARGE	-	-	22142	-	-
	TO PROPERTY TAX (TDO)	-	-	-	-	100000
	TO Physical & Acad. Support exp.	-	-	20620744	-	-
	TO SALARY & OTHER ALLOWANCES	-	-	-	134253256	-
	TO STATIONERY & PRINTING EXPENSES	-	-	107328	-	-
	TO SECURITY EXPENSES	-	-	1520854	-	-
	TO Seed money for research Exp.	-	-	724650	-	-
	TO STUDENT PROGRAMME & TRAINING EXPENSES	-	-	118000	-	-
	TO TELEPHONE EXPENSES	-	-	11381	-	-
	TO TRAVELLING EXPENSES	-	-	13369	-	-
	TOTAL	52958025	7285477	54890063	134253256	28836589

GAYAPRASAD JAIN CHARITABLE TRUST
(SWARNIM STARTUP AND INNOVATION UNIVERSITY)
AHMEDABAD
CONSOLIDATE BALANCE SHEET AS ON 31/03/2022


Particulars	Notes	FOR THE YEAR ENDED ON 31/3/2022
I. LIABILITIES		
(1) Corpus Funds		
(a) Corpus Fund	1	54,41,32,394
(2) Non-Current Liabilities		
(a) Long-term borrowings	2	15,42,94,584
(b) Deferred tax liabilities (Net)	3	4,88,00,999
(c) Other Long term liabilities		
(d) Long term provisions		
(3) Current Liabilities		
(a) Short-term borrowings		
(b) Trade payables	4	8,32,71,598
(c) Other current liabilities		
(d) Short-term provisions		
TOTAL		83,04,99,575
II. ASSETS		
(1) Non-current assets		
(a) Fixed assets	5	45,84,27,956
(i) Tangible assets		
(ii) Intangible assets		
(iii) Capital work-in-progress		
(iv) Intangible assets under development		
(b) Non-current investments		
(c) Deferred tax assets (net)	6	-
(d) Long term loans and advances		
(e) Other non-current assets		
Current Assets and Loans & Advances		
(2) Current assets		
(a) Current investments		
(b) Inventories		
(c) Trade receivables	7	2,27,34,899
(d) Cash and cash equivalents	8	8,52,43,114
(e) Short-term loans and advances	9	26,40,93,606
(f) Other current assets		
TOTAL		83,04,99,575

Notes on Accounts

As per our audit report of even date
For J J A M & Co.
(Formerly S.C.Kabra & Co.)
Chartered Accountants

(S. K. Jindal)
Partner

Place: Ahmedabad
Date: 22/09/2022




17

For, Gayaprasad Jain Charitable Trust

(Trustee)

Place: Ahmedabad
Date: 22/09/2022



GAYAPRASAD JAIN CHARITABLE TRUST (SWARNIM STARTUP AND INNOVATION UNIVERSITY)

Ahmedabad

Notes on Financial Statements for the year ended 31st March, 2022
(consolidate)

	(Amount In Rs.)
1. CORPUS FUND	AS AT
	31-03-2022
Gayaprasad Jain Charitable Trust	23,71,56,403.61
Arihant Sewa Samiti	12,68,46,190.41
Addition during the year	29,20,000.00
Add: Excess of income over exp transferred	17,72,33,400.03
TOTAL	54,41,55,994.05
2. LONG TERM BORROWINGS	AS AT
(As per Schedule - A)	31-03-2022
<u>Loans from Banks</u>	
Secured	14,63,16,313.65
Unsecured	79,78,270.69
Sub total	15,42,94,584.34
<u>Loans from Others</u>	
Secured	-
Unsecured	-
Sub total	-
TOTAL	15,42,94,584.34
3. OTHER LONG TERM LIABILITIES	AS AT
(As per Schedule - B)	31-03-2022
Caution Money & Libraray Deposit	4,62,39,000.00
DEPOSITE A/C	23,31,999.00
STUDENT DEPARTMENT	2,30,000.00
TOTAL	4,88,00,999.00
4. OTHER CURRENT LIABILITIES	AS AT
(As per Schedule - C)	31-03-2022
Statutory Remittances (TDS/Professional Tax)	-
Other Current Liabilities	-
Duties & Taxes	70,65,530.78
Provisions	1,03,61,029.00
Sundry Creditors	1,18,14,983.18
ADVANCE FEE RECEIVED	5,30,31,545.00
Alumani Association Membership	28,000.00
Scholarship	1,40,510.00
SCHOLERSHIP	8,30,000.00
TOTAL	8,32,71,597.96





GAYAPRASAD JAIN CHARITABLE TRUST (Swarnim Startup and Innovations University)

Ahmedabad


FIXED ASSETS 2021-2022 (Consolidate)

NOTE - " 5 "


Sr. NO.	PARTICULARS	DEP. RATE	OPENING W.D.V AS AT 01.04.2021	ADDITIONS		CLOSING WDV AS AT 31.03.2022
				IST HALF	IIND HALF	
1						
1	Air Conditioners	15%	7,29,524	-	-	7,29,524
2	Audio System	15%	44,115	-	-	44,115
3	Banches & Chair	15%	3,65,871	-	-	3,65,871
4	Black,White,Ceramic Boards	15%	1,28,807	-	-	1,28,807
5	Borewell	15%	4,32,004	-	-	4,32,004
6	CCTV Camera	15%	5,94,040	-	-	5,94,040
7	Collage Building - A	10%	7,02,771	-	-	7,02,771
8	College Building -B	10%	2,46,82,121	-	-	2,46,82,121
9	College Building -C	10%	2,19,13,459	-	-	2,19,13,459
10	College Building -(jain)	10%	-	-	-	-
11	Computers & Printers	60%	7,68,873	-	-	7,68,873
12	Epabx Server	15%	72,420	-	-	72,420
13	Electrical Equipment	15%	5,54,942	-	-	5,54,942
14	Electrical Installation	10%	26,88,274	-	-	26,88,274
15	Fire Safety & Protection	15%	7,786	-	-	7,786
16	Furnitures & Fixtures	10%	1,10,66,101	-	-	1,10,66,101
17	Generator A/c	15%	3,88,818	-	-	3,88,818
18	Laboratory Instruments	15%	66,65,246	58,400.00	-	67,23,646
19	Loan Cutter Machine	15%	9,963	-	-	9,963
20	Mobile Phone A/C.	15%	23,977	-	-	23,977
21	Projector Epson Eb -S9	15%	1,65,454	-	-	1,65,454
22	Refrigerator	15%	35,577	-	-	35,577
23	Risograph (Digital Duplicate Machi	15%	60,358	-	-	60,358
24	School Bus A/c	15%	1,83,602	-	-	1,83,602
25	Sports Equipments	15%	22,072	-	-	22,072
26	Spiral Binding Machine	15%	2,839	-	-	2,839
27	Telephone Instruments	15%	8,908	-	-	8,908
28	T.V.Panasonic	15%	32,836	-	-	32,836
29	UPS Machine	15%	21,675	-	-	21,675
30	Water Cooler AS	15%	2,62,589	-	-	2,62,589
31	Water R.O.Plant	15%	2,16,268	-	-	2,16,268
32	Water Tank	15%	43,139	-	-	43,139
33	Workshop Equipments	15%	41,755	-	-	41,755
34	Workshop Lab Manual	15%	9,505	-	-	9,505
35	Xerox(Photo Copier Machine)	15%	1,52,662	-	-	1,52,662
				-	-	
2						
1	College Building	10%	53,91,115	0	-	53,91,115
2	Instrument A/c	15%	17,97,506	730883	-	25,28,389
3	Hospital bed	15%	5,92,622	232300	-	8,24,922
4	Sargical Insrument	15%	6,37,018	-	-	6,37,018
5	Electric Installation A/c	15%	1,56,261	-	-	1,56,261
6	Elevators A/c	15%	6,00,000	-	-	6,00,000
7	Furniture A/c	10%	98,164	-	-	98,164
8	Fire Safety Inst		-	214730	-	2,14,730
9	Hospital Instrument		-	49280	-	49,280
10	Pulvizer Machine		-	36900	-	36,900
11	Tablet Machine		-	248500	-	2,48,500
				-	-	
				-	-	
3						
1	Furnitures	10%	96,250	-	-	96,250
2	Instrument A/c	15%	7,57,119	381915	-	11,39,034
3	Electric Installation A/c	15%	8,159	-	-	8,159
4	X-Ray Machine A/c	15%	92,500	-	-	92,500
4						



1	College Building	10%	1,93,66,996	-	-	1,93,66,996
2	Instruments	15%	4,92,540	-	-	4,92,540
				-	-	
5				-	-	
1	Instruments	15%	6,17,796	-	-	6,17,796
				-	-	
6				-	-	
1	Land	0%	84,49,249	-	-	84,49,249
2	Accord Car	15%	9,29,557	-	-	9,29,557
3	Volvo Car-(S 60)	15%	29,72,274	-	-	29,72,274
4	Innova Car	15%	20,77,116	-	-	20,77,116
5	CAR	15%	34,89,577	-	-	34,89,577
6	New Ambulance Pur.	15%	4,21,625	-	-	4,21,625
7	Hostel Building	10%	7,64,42,773	-	-	7,64,42,773
8	College Building A			3,64,01,453	-	3,64,01,453
9	Ciaz Car			11,91,774	-	11,91,774
10	Oxygen Plant			37,76,000	-	37,76,000
				-	-	
7				-	-	
1	College Building	10%	2,30,21,179	-	-	2,30,21,179
2	Instruments	15%	37,000	-	-	37,000
3	Furniture & Fixture A/c	10%	17,58,013	-	-	17,58,013
				-	-	
8				-	-	
1	College Building	10%	42,08,750	-	-	42,08,750
2	Designing Instruments	15%	41,536	-	-	41,536
				-	-	
10				-	-	
1	College Building	10%	24,23,298	-	-	24,23,298
2	Instruments	15%	5,82,207	3540	-	5,85,747
				-	-	
11				-	-	
1	Air Conditoin	15%	4,87,107	90000	-	5,77,107
2	Audio System	15%	35,150	4300	-	39,450
3	Building	10%	18,64,697	4844864	-	67,09,561
4	Camera	15%	10,27,381	212495	-	12,39,876
5	Computer & Printer A/C	40%	31,06,936	727785	-	38,34,721
6	Electric Installment A/C	15%	17,38,109	198568	-	19,36,677
7	Finger Machine	15%	37,756	4307	-	42,063
8	Furniture	10%	4,71,882	2480568	-	29,52,450
9	Furniture & Fixture	10%	56,30,865	23152	-	56,54,017
10	INSTRUMENT A/C			34291	-	34,291
11	Led Tv	15%	1,27,500	31500	-	1,59,000
12	MOBILE A/C			31000	-	31,000
13	Phone A/C	15%	1,18,472	0	-	1,18,472
14	Projector A/C	15%	4,64,634	0	-	4,64,634
15	R O System	15%	1,09,805	0	-	1,09,805
16	Sewing machine	15%	92,960	0	-	92,960
17	Sound System A/C	15%	46,480	0	-	46,480
18	SPORT EQUIPMENTS		-	13744	-	13,744
19	Water Tank		-	28000	-	28,000
				-	-	
		13				
1	INSTRUMENT A/C		-	9,66,172.00	-	9,66,172
				-	-	
14				-	-	
1	College Building	10%	1,07,41,751	-	-	1,07,41,751
2	Computers & Printers	40%	57,300	-	-	57,300
3	Furnitures & Fixtures	10%	4,94,068	-	-	4,94,068
				-	-	
15				-	-	
1	Barcode Scanner	15%	2,125			2,125
2	College Building - Venus Arch	10%	2,25,56,855			2,25,56,855



3	Computers & Printers	40%	1,21,231	-	-	1,21,231
4	Sports Equipments	15%	1,445	-	-	1,445
5	Furnitures & Fixtures	10%	14,38,139	-	-	14,38,139
6	Water Cooler	15%	40,800	-	-	40,800
7	Water RO Plant	15%	37,145	-	-	37,145
8	Air Conditioner	15%	23,800	-	-	23,800
9	Finger Print Machine	15%	10,200	-	-	10,200
10	Sweing machine a/c	15%	1,33,700	-	-	1,33,700
16				-	-	
1	College Building	10%	1,87,16,438	-	-	1,87,16,438
2	Computers & Printers	40%	1,53,123	-	-	1,53,123
3	Furnitures & Fixtures	10%	20,47,086	-	-	20,47,086
4	Lab Equipoment	15%	17,62,199	-	-	17,62,199
5	Air Conditioner	10%	1,02,765	-	-	1,02,765
Arihant School of Pharmacy & BRI						
1	Air Conditioner	15%	4,19,457	-	-	4,19,457
2	AUDIO SYSTEM	15%	1,06,250	-	-	1,06,250
3	Books & periodicals	40%	19,604	-	-	19,604
4	Borewell A/c	15%	1,53,348	-	-	1,53,348
5	Building - College	10%	9,21,57,521	-	-	9,21,57,521
6	CCTV Camera	15%	3,80,613	-	-	3,80,613
7	Computer & Printer A/c	40%	5,08,106	-	-	5,08,106
8	Digital Converter A/c	15%	1,544	-	-	1,544
9	Dissolution & Disintigration App.	15%	1,03,618	-	-	1,03,618
10	Drainage Well A/c	15%	9,144	-	-	9,144
11	Electronic Item	15%	9,43,015	-	-	9,43,015
12	Elevators	15%	3,91,000	-	-	3,91,000
13	Finger Machine	15%	25,660	-	-	25,660
14	Fire Extinguishers	15%	3,734	-	-	3,734
15	Fire Safety System		2,15,797	-	-	2,15,797
16	Furniture & Fixtures	10%	15,94,576	-	-	15,94,576
17	Laboratory Equipments	15%	70,08,848	-	-	70,08,848
18	LCD Projector Epson Eb -X7	15%	48,328	-	-	48,328
19	Loan Cutter Machine	15%	35,893	-	-	35,893
20	Mobile	15%	4,463	-	-	4,463
21	Monoblock Pump 2 HP	15%	35,252	-	-	35,252
22	OFFICE EQUIPMENT	15%	27,208	-	-	27,208
23	OHP Projector	15%	23,595	-	-	23,595
24	Photo Copier Machine A/c	15%	10,783	-	-	10,783
25	R.O.System	15%	1,54,395	-	-	1,54,395
26	Refrigerator	15%	7,650	-	-	7,650
27	School Bus(GJ-18-X-2041)	15%	1,98,917	-	-	1,98,917
28	Softwares	40%	16,148	-	-	16,148
29	Sport Equipment	15%	41,150	-	-	41,150
30	Stabiliser A/c	15%	5,671	-	-	5,671
31	U V Visible Spectrophotometer	15%	1,87,589	-	-	1,87,589
32	UPS systemj	15%	1,49,174	-	-	1,49,174
33	Ventilator Fans (Exost Fans)	15%	8,297	-	-	8,297
34	Water Cooler	15%	72,470	-	-	72,470
35	Water Tank	15%	33,114	-	-	33,114
						45,84,27,956



6. LONG TERM LOANS AND ADVANCES AS AT
(As per Schedule - D) 31-03-2022

Security Deposits

- Unsecured and Considered Good
- Others

other long term Loans

TOTAL

7. CASH AND BANK BALANCES AS AT
(As per Schedule - E) 31-03-2022

Cash on Hand

Balance with Banks in current account

TOTAL

8. SHORT TERM LOANS AND ADVANCES AS AT
(As per Schedule - F) 31-03-2022

(a)Advances to Suppliers

- Unsecured and Considered Good

Balances with Government Authorities

- Secured and Considered Good


(i) TDS receivable

TOTAL

9. OTHER CURRENT ASSETS AS AT
(As per Schedule - G) 31-03-2022

Other Current Assets

TOTAL



GAYAPRASAD JAIN CHARITABLE TRUST
(SWARNIM STARTUP AND INNOVATION UNIVERSITY)
AHMEDABAD

CONSOLIDATE INCOME AND EXPENDITURE ACCOUNT FOR THE YEAR ENDING ON 31/03/2022


PARTICULAR	NOTES	FOR THE YEAR ENDED ON 31/3/2022
I. Revenue from operations	10	35,61,65,090
II. Other Income	11	4,63,03,295
III. Total Revenue (I + II)		40,24,68,385
IV. Expenses:		
Cost of materials consumed		
Other operating and manufacturing expenses		
Changes in Inventories of finished goods, WIP and SIT	12	13,42,53,256
Employee benefit expense		
Other administration & selling expenses	13	2,46,56,753
Financial costs	14	6,63,27,376
Other expenses	5	-
Depreciation and amortization expense		
Total Expenses		22,52,37,384
V. Surplus before exceptional and extraordinary items and tax		17,72,31,000
VI. Exceptional Items		
VII. Surplus before extraordinary items and tax (V - VI)		17,72,31,000
VIII. Extraordinary Items		
IX. Surplus before tax (VII - VIII)		17,72,31,000
X. Tax expense:		
(1) Current tax		
(2) Deferred tax		
XI. Surplus/(Deficit) from the period from continuing operations		17,72,31,000
XII. Surplus/(Deficit) from discontinuing operations		
XIII. Tax expense of discounting operations		
XIV. Surplus/(Deficit) from Discontinuing operations (XII - XIII)		
XV. Surplus/(Deficit) for the period (XI + XIV)		17,72,31,000
Balance carried to Corpus Fund		17,72,31,000

Notes on Accounts

As per our audit report of even date
For J J A M & Co.
(Formerly S.C.Kabra & Co.)
Chartered Accountants

(S. K. Jindal)
Partner

Place: Ahmedabad
Date: 22/09/22



For Gayaprasad Jain Charitable Trust

(Trustee)


Place: Ahmedabad
Date: 22/09/22



GAYAPRASAD JAIN CHARITBALE TRUST
(Swarnnim Startup and Innovations University)
Ahmedabad

Notes on Financial Statements for the Year ended 31st March, 2022 (
Consolidate)

	(Amount in Rs.)
10. REVENUE FROM OPERATIONS	AS AT
	2021-22
Consultancy/Corporate training Income	1,36,54,150
Financial support for research income	58,41,707
Fund for infrastructure development income	40,42,586
Hostel Fees Income	4,44,989
Research Project Income	2,89,06,026
Students Tuition Fees Income	30,32,75,632
TOTAL	35,61,65,090
11. OTHER INCOME	AS AT
	2021-22
Interest Income on Fixed Deposit	42,18,036
Interest Income on Savings Bank Account	63,064
Other income	1,27,63,562
Student Other Income	2,92,58,632
TOTAL	4,63,03,295
12. EMPLOYEE BENEFITS EXPENSE	FOR THE YEAR
	2021-22
Employee Salary and Benifits	13,42,53,256
TOTAL	13,42,53,256
13. FINANCIAL COST	FOR THE YEAR
	2021-22
Loan Interest	2,46,56,753
TOTAL	2,46,56,752.89



14. OTHER EXPENSES	FOR THE YEAR 2021-22
Audit Fees	3,00,000
B.O.S (HONORARIUM) EXP.	12,000
Bank Charges	1,047
BIO MEDICAL WASTE EXP.	49,367
Books & E-Journalas exp.	72,85,477
Chemical Exp	55,603
Conference & Workshop and Seminar Exp.	8,72,983
Consultancy and Corporate Traning Exp.	60,45,854
Conveyance Expenses	13,369
Exam Remmuneration Exps.	1,42,972
Financial support Exp.	33,71,244
Freight Expenses	38,957
GEB Electric Bill Expenses	11,67,057
Generator Expenses	1,87,886
Infrastructure Development exp.	11,32,237
Insurance Expenses	4,66,624
Laboratory Exp	2,38,157
ME Environment Expenses	20,000
MOBILE RECHARGE EXP.	11,381
Other exp.	30,96,279
Physical & Acad. Support exp.	2,06,20,744
Postage & Courier Expenses	1,06,788
Registaion Charge Exp	1,18,000
Research project fund exp	1,83,63,042
Security Expenses	15,20,854
Seed money for research Exp.	7,24,650
Software Expenses	80,800
Student Expenses	1,61,322
TDO GANDHINAGAR EXP.	1,00,000
VIDEO & PHOTOGRAPHY EXPENSE	540
WATER CAHRGE EXP.	22,142
Total	6,63,27,375.98

