

## SWARNIM STARTUP AND INNOVATION UNIVERSITY

### CONSOLIDATED STATEMENT SHOWING THE TOTAL EXPENDITURE EXCLUDING THE SALARY COMPONENT FOR EACH OF THE YEARS

		(RS. IN LAKHS)				
HEAD		YEAR				
		2023-2024	2022-2023	2021-2022	2020-2021	2019-2020
C	Expenditure on maintainance of Physical facilities and academic support facilities (in	423.63	244.66	206.21	106.04	122.66
TOTAL		423.63	244.66	206.21	106.04	122.66

### DETAILS OF TOTAL EXPENDITURE EXCLUDING SALARY

(RS. IN LAKHS)								
	NATURE OF EXPENDITURE	HEAD	SUB HEAD	2023-2024	2022-2023	2021-2022	2020-2021	2019-2020
C	REVENUE EXPENDITURE	EXPENDITURE	TO Physical & Academic Support exp.	423.63	244.66	206.21	106.04	122.66
TOTAL				423.63	244.66	206.21	106.04	122.66

  
**Registrar**  
 Swarnim Startup & Innovation University  
 At: Boyan Rathod, Gandhinagar.



**2023-24**

**Swarnnim Startup and Innovations University**  
**AHMEDABAD**  
**CONSOLIDATE BALANCE SHEET AS ON 31/03/2024**

Particulars	Notes	FOR THE YEAR ENDED ON 31/3/2024
<b>I. LIABILITIES</b>		
<b>(1) Corpus Funds</b>		
(a) Corpus Fund	1	72,60,90,212
<b>(2) Non-Current Liabilities</b>		
(a) Long-term borrowings	2	10,44,87,891
(b) Deferred tax liabilities (Net)		
(c) Other Long term liabilities	3	3,75,06,499
(d) Long term provisions		
<b>(3) Current Liabilities</b>		
(a) Short-term borrowings		
(b) Trade payables		
(c) Other current liabilities	4	15,58,83,783
(d) Short-term provisions		
<b>TOTAL</b>		<b>1,02,39,68,385</b>
<b>II.ASSETS</b>		
<b>(1) Non-current assets</b>		
(a) Fixed assets		
(i) Tangible assets	5	60,58,98,179
(ii) Intangible assets		
(iii) Capital work-in-progress		
(iv) Intangible assets under development		
(b) Non-current investments		
(c) Deferred tax assets (net)		
(d) Long term loans and advances	6	-
(e) Other non-current assets		
<b>Current Assets and Loans &amp; Advances</b>		
<b>(2) Current assets</b>		
(a) Current investments		
(b) Inventories		
(c) Trade receivables		
(d) Cash and cash equivalents	7	2,07,72,023
(e) Short-term loans and advances	8	16,60,88,173
(f) Other current assets	9	23,12,10,011
<b>TOTAL</b>		<b>1,02,39,68,385</b>

Notes on Accounts

17

As per our audit report of even date  
For J J A M & Co.  
(Formerly S.C.Kabra & Co.)  
Chartered Accountants

(S. K. Jindal)  
Partner

Place: Ahmedabad  
Date: 20/09/2024



# Swarnnim Startup and Innovations University

Ahmedabad

Notes on Financial Statements for the year ended 31st March,  
2024 (consolidate)

	(Amount In Rs.)
<b>1. CORPUS FUND</b>	<b>AS AT</b>
	<b>31-03-2024</b>
Gayaprasad Jain Charitable Trust	52,90,96,157.92
Arihant Sewa Samiti	13,31,72,743.41
Less: Arihant Sewa Samiti	(1,15,80,915.00)
Addition during the year	4,31,701.00
Add: Excess of income over exp transferred	7,49,70,524.28
<b>TOTAL</b>	<b>72,60,90,211.61</b>
<b>2. LONG TERM BORROWINGS</b>	<b>AS AT</b>
<b>( As per Schedule - A )</b>	<b>31-03-2024</b>
<b>Loans from Banks</b>	
Secured	10,44,87,890.55
Unsecured	-
<b>Sub total</b>	<b>10,44,87,890.55</b>
<b>Loans from Others</b>	
Secured	-
Unsecured	-
<b>Sub total</b>	<b>-</b>
<b>TOTAL</b>	<b>10,44,87,890.55</b>
<b>3. OTHER LONG TERM LIABILITIES</b>	<b>AS AT</b>
<b>( As per Schedule - B )</b>	<b>31-03-2024</b>
Cautious Money & Librarian Deposit	3,55,88,000.00
DEPOSITE A/C	19,18,499.00
STUDENT DEPARTMENT	
<b>TOTAL</b>	<b>3,75,06,499.00</b>
<b>4. OTHER CURRENT LIABILITIES</b>	<b>AS AT</b>
<b>( As per Schedule - C )</b>	<b>31-03-2024</b>
ADVANCE FEE RECEIVED	11,88,06,001.50
Alumni Fund	28,000.00
Duties & Taxes	84,68,155.76
Provisions	1,85,61,917.00
Scholarship	1,40,510.00
SCHOLERSHIP	1,83,440.00
Sundry Creditors	96,95,759.14
<b>TOTAL</b>	<b>15,58,83,783.40</b>




**Swarnim Startup and Innovations University**

**Ahmedabad**


**FIXED ASSETS 2023-2024 (Consolidate)**

**NOTE - " 5 "**


Sr. NO.	PARTICULARS	DEP. RATE	OPENING W.D.V AS AT 01.04.2023	ADDITIONS IST HALF	IIND HALF	DELETION/ADJUSTMENTS	CLOSING WDV AS AT 31.03.2024
<b>1</b>							
1	Air Conditioners	15%	7,29,524	-	-	-	7,29,524
2	Audio System	15%	44,115	-	-	-	44,115
3	Banches & Chair	15%	3,65,871	-	-	-	3,65,871
4	Black,White,Ceramic Boards	15%	1,28,807	-	-	-	1,28,807
5	Borewell	15%	4,32,004	-	-	-	4,32,004
6	CCTV Camera	15%	5,94,040	-	-	-	5,94,040
7	Collage Building - A	10%	7,02,771	-	-	-	7,02,771
8	College Building -B	10%	2,46,82,121	-	-	-	2,46,82,121
9	College Building -C	10%	2,19,13,459	-	-	-	2,19,13,459
10	College Building -(jain)	10%	-	-	-	-	-
11	Computers & Printers	60%	7,68,873	-	-	-	7,68,873
12	Epabx Server	15%	72,420	-	-	-	72,420
13	Electrical Equipment	15%	5,54,942	-	-	-	5,54,942
14	Electrical Installation	10%	26,88,274	-	-	-	26,88,274
15	Fire Safety & Protection	15%	7,786	-	-	-	7,786
16	Furnitures & Fixtures	10%	1,10,66,101	-	-	-	1,10,66,101
17	Generator A/c	15%	3,88,818	-	-	-	3,88,818
18	Laboratory Instruments	15%	68,56,948	-	-	-	68,56,948
19	Loan Cutter Machine	15%	9,963	-	-	-	9,963
20	Mobile Phone A/C.	15%	23,977	-	-	-	23,977
21	Projector Epson Eb -S9	15%	1,65,454	-	-	-	1,65,454
22	Refrigerator	15%	35,577	-	-	-	35,577
23	Risograph (Digital Duplicate Machin	15%	60,358	-	-	-	60,358
24	School Bus A/c	15%	1,83,602	-	-	-	1,83,602
25	Sports Equipments	15%	22,072	-	-	-	22,072
26	Sprial Binding Machine	15%	2,839	-	-	-	2,839
27	Telephone Instruments	15%	8,908	-	-	-	8,908
28	T.V.Panasonic	15%	32,836	-	-	-	32,836
29	UPS Machine	15%	21,675	-	-	-	21,675
30	Water Cooler AS	15%	2,62,589	-	-	-	2,62,589
31	Water R.O.Plant	15%	2,16,268	-	-	-	2,16,268
32	Water Tank	15%	43,139	-	-	-	43,139
33	Workshop Equipments	15%	41,755	-	-	-	41,755
34	Workshop Lab Manual	15%	9,505	-	-	-	9,505
35	Xerox(Photo Copier Machine)	15%	1,52,662	-	-	-	1,52,662
			-	-	-	-	-
<b>2</b>							
1	College Building	10%	53,91,115	-	-	-	53,91,115
2	Instrument A/c	15%	29,06,303	-	-	-	29,06,303
3	Hospital bed	15%	8,24,922	-	-	-	8,24,922
4	Sargical Insrument	15%	6,37,018	-	-	-	6,37,018
5	Electric Installation A/c	15%	1,56,261	-	-	-	1,56,261
6	Elevators A/c	15%	6,00,000	-	-	-	6,00,000
7	Furniture A/c	10%	98,164	-	-	-	98,164
8	Fire Safety Inst		2,14,730	-	-	-	2,14,730
9	Hospital instrument		49,280	-	-	-	49,280
10	Pulvizer Machine		36,900	-	-	-	36,900
11	Tablet Machine		2,48,500	-	-	-	2,48,500
			-	-	-	-	-
			-	-	-	-	-
<b>3</b>							
1	Furnitures	10%	96,250	-	-	-	96,250
2	Instrument A/c	15%	11,39,034	-	-	-	11,39,034
3	Electric Installation A/c	15%	8,159	-	-	-	8,159
4	X-Ray Machine A/c	15%	92,500	-	-	-	92,500
			-	-	-	-	-
<b>4</b>							
1	College Building	10%	1,93,66,996	5,00,43,418		-	6,94,10,414



2	Instruments	15%	4,92,540	-	-	-	4,92,540
			-	-	-	-	-
5			-	-	-	-	-
1	Instruments	15%	7,57,796	-	-	-	7,57,796
			-	-	-	-	-
6			-	-	-	-	-
1	Land	0%	84,49,249	-	-	-	84,49,249
2	Accord Car	15%	9,29,557	-	-	-	9,29,557
3	Volvo Car-(S 60)	15%	29,72,274	-	-	-	29,72,274
4	Innova Car	15%	20,77,116	-	-	-	20,77,116
5	CAR	15%	34,89,577	-	-	-	34,89,577
6	New Ambulance Pur.	15%	4,21,625	-	-	-	4,21,625
7	Hostel Building	10%	7,80,17,773	-	-	-	7,80,17,773
8	College Building A		11,48,84,231	-	-	-	11,48,84,231
9	Ciaz Car		11,91,774	-	-	-	11,91,774
10	Oxygen Plant		37,76,000	-	-	-	37,76,000
11	HOSPITAL INSTRUMENTS		18,72,804	-	-	-	18,72,804
12	LAB INSTRUMENTS		9,15,877	-	-	-	9,15,877
13	X RAY MACHINE		8,60,008	-	-	-	8,60,008
			-	-	-	-	-
7			-	-	-	-	-
1	College Building	10%	2,30,21,179	-	-	-	2,30,21,179
2	Instruments	15%	37,000	-	-	-	37,000
3	Furniture & Fixture A/c	10%	17,58,013	-	-	-	17,58,013
			-	-	-	-	-
8			-	-	-	-	-
1	College Building	10%	42,08,750	-	-	-	42,08,750
2	Designing Instruments	15%	41,536	-	-	-	41,536
			-	-	-	-	-
10			-	-	-	-	-
1	College Building	10%	24,23,298	-	-	-	24,23,298
2	Instruments	15%	5,85,747	-	-	-	5,85,747
			-	-	-	-	-
11			-	-	-	-	-
1	Air Conditoion	15%	5,77,107	-	-	-	5,77,107
2	Audio System	15%	39,450	-	-	-	39,450
3	Building	10%	87,07,810	-	-	-	87,07,810
4	Camera	15%	14,07,997	-	-	-	14,07,997
5	Computer & Printer A/C	40%	45,52,238	-	-	-	45,52,238
6	Electric Installment A/C	15%	27,44,228	-	-	-	27,44,228
7	Finger Machine	15%	42,063	-	-	-	42,063
8	Furniture	10%	9,57,782	-	-	-	9,57,782
9	Furniture & Fixture	10%	1,19,84,841	-	-	-	1,19,84,841
10	INSTRUMENT A/C	15%	34,291	-	-	-	34,291
11	Led Tv	15%	1,59,000	-	-	-	1,59,000
12	MOBILE A/C	15%	31,000	-	-	-	31,000
13	Phone A/C	15%	1,18,472	-	-	-	1,18,472
14	Projector A/C	15%	4,64,634	-	-	-	4,64,634
15	R O System	15%	1,09,805	-	-	-	1,09,805
16	Sewing machine	15%	92,960	-	-	-	92,960
17	Sound System A/C	15%	46,480	-	-	-	46,480
18	SPORT EQUIPMENTS	15%	13,744	-	-	-	13,744
19	Water Tank	15%	28,000	-	-	-	28,000
20	UPS A/C	15%	38,822	-	-	-	38,822
21	WATER COOLER A/C	15%	88,800	-	-	-	88,800
			-	-	-	-	-
13			-	-	-	-	-
1	INSTRUMENT A/C		17,28,416	-	-	-	17,28,416
			-	-	-	-	-
14			-	-	-	-	-
1	College Building	10%	1,07,41,751	-	-	-	1,07,41,751
2	Computers & Printers	40%	57,300	-	-	-	57,300
3	Furnitures & Fixtures	10%	4,94,068	-	-	-	4,94,068
			-	-	-	-	-
15			-	-	-	-	-
1	Barcode Scanner	15%	2,125	-	-	-	2,125



2	College Building - Venus Arch	10%	2,25,56,855	-	-	-	2,25,56,855
3	Computers & Printers	40%	1,21,231	-	-	-	1,21,231
4	Sports Equipments	15%	1,445	-	-	-	1,445
5	Furnitures & Fixtures	10%	14,38,139	-	-	-	14,38,139
6	Water Cooler	15%	40,800	-	-	-	40,800
7	Water RO Plant	15%	37,145	-	-	-	37,145
8	Air Conditioner	15%	23,800	-	-	-	23,800
9	Finger Print Machine	15%	10,200	-	-	-	10,200
10	Sweing machine a/c	15%	1,33,700	-	-	-	1,33,700
			-	-	-	-	-
16			-	-	-	-	-
1	College Building	10%	1,87,16,438	-	-	-	1,87,16,438
2	Computers & Printers	40%	1,53,123	-	-	-	1,53,123
3	Furnitures & Fixtures	10%	20,47,086	-	-	-	20,47,086
4	Lab Equipoment	15%	17,62,199	-	-	-	17,62,199
5	Air Conditioner	10%	1,02,765	-	-	-	1,02,765
			-	-	-	-	-
<b>Arihant School of Pharmacy &amp; BRI</b>			-	-	-	-	-
1	Air Conditioner	15%	4,19,457	-	-	-	4,19,457
2	AUDIO SYSTEM	15%	1,06,250	-	-	-	1,06,250
3	Books & periodicals	40%	19,604	-	-	-	19,604
4	Borewell A/c	15%	1,53,348	-	-	-	1,53,348
5	Building - College	10%	9,57,85,765	-	-	-	9,57,85,765
6	CCTV Camera	15%	3,80,613	-	-	-	3,80,613
7	Computer & Printer A/c	40%	8,35,316	-	-	-	8,35,316
8	Digital Converter A/c	15%	1,544	-	-	-	1,544
9	Dissolution & Disintegration App.	15%	1,03,618	-	-	-	1,03,618
10	Drainage Well A/c	15%	9,144	-	-	-	9,144
11	Electronic Item	15%	9,43,015	-	-	-	9,43,015
12	Elevators	15%	3,91,000	-	-	-	3,91,000
13	Finger Machine	15%	31,560	-	-	-	31,560
14	Fire Extinguishers	15%	3,734	-	-	-	3,734
15	Fire Safety System		2,15,797	-	-	-	2,15,797
16	Furniture & Fixtures	10%	17,16,721	-	-	-	17,16,721
17	Laboratory Equipments	15%	29,30,061	-	-	-	29,30,061
18	LCD Projector Epson Eb -X7	15%	48,328	-	-	-	48,328
19	Loan Cutter Machine	15%	35,893	-	-	-	35,893
20	Mobile	15%	4,463	-	-	-	4,463
21	Monoblock Pump 2 HP	15%	35,252	-	-	-	35,252
22	OFFICE EQUIPMENT	15%	27,308	-	-	-	27,308
23	OHP Projector	15%	23,595	-	-	-	23,595
24	Photo Copier Machine A/c	15%	10,783	-	-	-	10,783
25	R.O.System	15%	1,54,395	-	-	-	1,54,395
26	Refrigerator	15%	7,650	-	-	-	7,650
27	School Bus(GJ-18-X-2041)	15%	1,98,917	-	-	-	1,98,917
28	Softwares	40%	16,148	-	-	-	16,148
29	Sport Equipment	15%	41,150	-	-	-	41,150
30	Stabiliser A/c	15%	5,671	-	-	-	5,671
31	U V Visible Spectrophotometer	15%	1,87,589	-	-	-	1,87,589
32	UPS systemj	15%	1,49,174	-	-	-	1,49,174
33	Ventilator Fans (Exost Fans)	15%	8,297	-	-	-	8,297
34	Water Cooler	15%	72,470	-	-	-	72,470
35	Water Tank	15%	33,114	0	-	-	33,114
			-	-	-	-	-
			55,58,54,761	5,00,43,418	-	-	60,58,98,179



<b>6. LONG TERM LOANS AND ADVANCES</b>	<b>AS AT</b>
<b>( As per Schedule - D )</b>	<b>31-03-2024</b>

Security Deposits

-Unsecured and Considered Good

-Others

other long term Loans

**TOTAL**

**7. CASH AND BANK BALANCES**

**( As per Schedule - E )**

Cash on Hand

Balance with Banks in current account

**TOTAL**

**8. SHORT TERM LOANS AND ADVANCES**

**( As per Schedule - F )**

(a)Advances to Suppliers

-Unsecured and Considered Good

**TOTAL**

**9. OTHER CURRENT ASSETS**

**( As per Schedule - G )**

Other Current Assets

**TOTAL**



# Swarnim Startup and Innovations University

AHMEDABAD

## CONSOLIDATE INCOME AND EXPENDITURE ACCOUNT FOR THE YEAR ENDING ON 31/03/2024

PARTICULAR	NOTES	FOR THE YEAR ENDED ON 31/3/2024
I. Revenue from operations	10	38,38,88,304
II. Other Income	11	5,91,05,353
<b>III. Total Revenue (I + II)</b>		<b>44,29,93,657</b>
IV. Expenses:		
Cost of materials consumed		
Other operating and manufacturing expenses		
Changes in inventories of finished goods, WIP and SIT		
Employee benefit expense	12	21,34,34,560
Other administration & selling expenses		
Financial costs	13	2,01,03,616
Other expenses	14	13,44,84,957
Depreciation and amortization expense	5	-
<b>Total Expenses</b>		<b>38,80,23,133</b>
V. Surplus before exceptional and extraordinary items and tax		7,49,70,524
VI. Exceptional Items		
VII. Surplus before extraordinary items and tax (V - VI)		7,49,70,524
VIII. Extraordinary Items		
<b>IX. Surplus before tax (VII - VIII)</b>		<b>7,49,70,524</b>
X. Tax expense:		
(1) Current tax		
(2) Deferred tax		
<b>XI. Surplus/(Deficit) from the period from continuing operations</b>		<b>7,49,70,524</b>
XII. Surplus/(Deficit) from discontinuing operations		
XIII. Tax expense of discounting operations		
XIV. Surplus/(Deficit) from Discontinuing operations (XII - XIII)		
<b>XV. Surplus/(Deficit) for the period (XI + XIV)</b>		<b>7,49,70,524</b>
Balance carried to Corpus Fund		7,49,70,524

### Notes on Accounts

As per our audit report of even date

For J J A M & Co.

(Formerly S.C.Kabra & Co.)


Chartered Accountants

(S. K. Jindal)

Partner

Place: Ahmedabad

Date: 20/09/2024



Swarnim Startup and Innovations University

Ahmedabad

Notes on Financial Statements for the Year ended 31st March, 2024 ( Consolidate)

	(Amount In Rs.)
<b>10. REVENUE FROM OPERATIONS</b>	<b>AS AT</b>
	<b>2023-24</b>
Consultancy & Corporate training Income	34,78,786
Financial support for research income	1,70,97,046
Grant for infrastructure development income	35,19,944
Research Project Grant Income	4,56,57,898
Students Tuition Fees Income	31,41,34,630
<b>TOTAL</b>	<b>38,38,88,304.00</b>
<b>11. OTHER INCOME</b>	<b>AS AT</b>
	<b>2023-24</b>
Interest Income on Fixed Deposit	52,40,288
Interest Income on Savings Bank Account	1,62,346
Student Other Income	5,37,02,719
<b>TOTAL</b>	<b>5,91,05,353.36</b>
<b>12. EMPLOYEE BENEFITS EXPENSE</b>	<b>FOR THE YEAR</b>
	<b>2023-24</b>
Employee Salary and Benifits	21,34,34,560
<b>TOTAL</b>	<b>21,34,34,560.00</b>
<b>13. FINANCIAL COST</b>	<b>FOR THE YEAR</b>
	<b>2023-24</b>
Loan Interest	2,01,03,616
<b>TOTAL</b>	<b>2,01,03,616.36</b>



14. OTHER EXPENSES	FOR THE YEAR
	2023-24
ADVERTISEMENT EXP	10,12,458
AUDIT FEE	1,00,000
BANK CHARGES	4,178
BIO MEDICAL WASTE EXP.	4,70,999
Books & E-Journalas exp.	1,47,93,345
CHEMICAL EXPENSES	5,31,638
Conference & Workshop and Seminar Exp.	8,26,791
Consultancy & Corporate Traning Exp.	32,90,846
CONVEYANCE EXPENSES	1,37,622
COURRIER EXPENSES	21,705
ELECTRICTY EXP	35,26,458
Financial support for research Exp.	1,06,80,493
FREIGHT EXP	3,23,988
GARDEN & PLANTATION EXP.	1,34,250
LABORATORY EXP	38,596
MEDICAL EXP	4,577
OTHER EXP.	32,15,683
Physical & Academic Support exp.	4,23,62,761
Reparing and devlopment exp.	1,47,25,047
Research project fund exp.	3,01,53,502
SECURITY CHARGES	39,08,972
Seed money for research Exp.	28,36,367
SOFTWARE EXPENSES	4,56,111
STAFF WELFARE	2,74,818
STATIONERY AND PRINTING EXP	5,42,854
TRAVELLING EXPENSES	1,10,897
Total	13,44,84,956.72



**2022-23**

**Swarnnim Startup and Innovations University**  
**AHMEDABAD**  
**CONSOLIDATE BALANCE SHEET AS ON 31/03/2023**

Particulars	Notes	FOR THE YEAR ENDED ON 31/3/2023
<b>I. LIABILITIES</b>		
<b>(1) Corpus Funds</b>		
(a) Corpus Fund	1	66,24,68,901
<b>(2) Non-Current Liabilities</b>		
(a) Long-term borrowings	2	14,60,56,113
(b) Deferred tax liabilities (Net)		
(c) Other Long term liabilities	3	4,31,79,499
(d) Long term provisions		
<b>(3) Current Liabilities</b>		
(a) Short-term borrowings		
(b) Trade payables		
(c) Other current liabilities	4	12,84,37,386
(d) Short-term provisions		
<b>TOTAL</b>		<b>98,01,41,899</b>
<b>II.ASSETS</b>		
<b>(1) Non-current assets</b>		
(a) <i>Fixed assets</i>		
(i) Tangible assets	5	55,68,54,761
(ii) Intangible assets		
(iii) Capital work-in-progress		
(iv) Intangible assets under development		
(b) Non-current investments		
(c) Deferred tax assets (net)		
(d) Long term loans and advances	6	
(e) Other non-current assets		
<b>Current Assets and Loans &amp; Advances</b>		
<b>(2) Current assets</b>		
(a) Current investments		
(b) Inventories		
(c) Trade receivables		
(d) Cash and cash equivalents	7	9,48,39,640
(e) Short-term loans and advances	8	5,51,10,274
(f) Other current assets	9	27,43,37,224
<b>TOTAL</b>		<b>98,01,41,899</b>

Notes on Accounts

17

0

As per our audit report of even date  
For J J A M & Co.  
(Formerly S.C.Kabra & Co.)  
Chartered Accountants

(S. K. Jindal)  
Partner

Place: Ahmedabad  
Date: 20/09/2023



# Swarnnim Startup and Innovations University

Ahmedabad

Notes on Financial Statements for the year ended 31st March, 2023  
(consolidate)


	(Amount In Rs.)
<b>1. CORPUS FUND</b>	<b>AS AT</b>
	<b>31-03-2023</b>
Gayaprasad Jain Charitable Trust	41,74,86,201.99
Arihant Sewa Samiti	13,31,72,743.41
Addition during the year	12,66,600.00
Add: Excess of income over exp transferred	11,05,43,355.93
<b>TOTAL</b>	<b>66,24,68,901.33</b>
<b>2. LONG TERM BORROWINGS</b>	<b>AS AT</b>
<b>( As per Schedule - A )</b>	<b>31-03-2023</b>
<b>Loans from Banks</b>	
Secured	13,83,79,357.32
Unsecured	76,76,756.14
<b>Sub total</b>	<b>14,60,56,113.46</b>
<b>Loans from Others</b>	
Secured	-
Unsecured	-
<b>Sub total</b>	<b>-</b>
<b>TOTAL</b>	<b>14,60,56,113.46</b>
<b>3. OTHER LONG TERM LIABILITIES</b>	<b>AS AT</b>
<b>( As per Schedule - B )</b>	<b>31-03-2023</b>
Caution Money & Libraray Deposit	4,08,71,000.00
DEPOSITE A/C	23,08,499.00
<b>TOTAL</b>	<b>4,31,79,499.00</b>
<b>4. OTHER CURRENT LIABILITIES</b>	<b>AS AT</b>
<b>( As per Schedule - C )</b>	<b>31-03-2023</b>
Statutory Remittances (TDS/Professional Tax)	-
Other Current Liabilities	-
Duties & Taxes	54,85,192.58
Provisions	1,26,45,159.00
Sundry Creditors	50,53,860.04
ADVANCE FEE RECEIVED	10,34,34,364.00
Alumani Association Membership	28,000.00
Scholarship	1,40,510.00
SCHOLERSHIP	16,50,300.00
<b>TOTAL</b>	<b>12,84,37,385.62</b>



Swarnim Startup and Innovations University  
Ahmedabad  
FIXED ASSETS 2022-2023 (Consolidate)


NOTE - " 5 "

Sr. NO.	PARTICULARS	DEP. RATE	OPENING AS AT 01.04.2022	W.D.V ADDITIONS		DELETION/ADJUSTMENTS	CLOSING AS AT 31.03.2023
				IST HALF	IIND HALF		
<b>1</b>							
1	Air Conditioners	15%	7,29,524	-	-	-	7,29,524
2	Audio System	15%	44,115	-	-	-	44,115
3	Banches & Chair	15%	3,65,871	-	-	-	3,65,871
4	Black,White,Ceramic Boards	15%	1,28,807	-	-	-	1,28,807
5	Borewell	15%	4,32,004	-	-	-	4,32,004
6	CCTV Camera	15%	5,94,040	-	-	-	5,94,040
7	Collage Building - A	10%	7,02,771	-	-	-	7,02,771
8	College Building -B	10%	2,46,82,121	-	-	-	2,46,82,121
9	College Building -C	10%	2,19,13,459	-	-	-	2,19,13,459
10	College Building -(jain)	10%	-	-	-	-	-
11	Computers & Printers	60%	7,68,873	-	-	-	7,68,873
12	Epabx Server	15%	72,420	-	-	-	72,420
13	Electrical Equipment	15%	5,54,942	-	-	-	5,54,942
14	Electrical Installation	10%	26,88,274	-	-	-	26,88,274
15	Fire Safety & Protection	15%	7,786	-	-	-	7,786
16	Furnitures & Fixtures	10%	1,10,66,101	-	-	-	1,10,66,101
17	Generator A/c	15%	3,88,818	-	-	-	3,88,818
18	Laboratory Instruments	15%	67,23,646	1,33,302	-	-	68,56,948
19	Loan Cutter Machine	15%	9,963	-	-	-	9,963
20	Mobile Phone A/C.	15%	23,977	-	-	-	23,977
21	Projector Epson Eb -S9	15%	1,65,454	-	-	-	1,65,454
22	Refrigerator	15%	35,577	-	-	-	35,577
23	Risograph (Digital Duplicate Machin	15%	60,358	-	-	-	60,358
24	School Bus A/c	15%	1,83,602	-	-	-	1,83,602
25	Sports Equipments	15%	22,072	-	-	-	22,072
26	Sprial Binding Machine	15%	2,839	-	-	-	2,839
27	Telephone Instruments	15%	8,908	-	-	-	8,908
28	T.V.Panasonic	15%	32,836	-	-	-	32,836
29	UPS Machine	15%	21,675	-	-	-	21,675
30	Water Cooler AS	15%	2,62,589	-	-	-	2,62,589
31	Water R.O.Plant	15%	2,16,268	-	-	-	2,16,268
32	Water Tank	15%	43,139	-	-	-	43,139
33	Workshop Equipments	15%	41,755	-	-	-	41,755
34	Workshop Lab Manual	15%	9,505	-	-	-	9,505
35	Xerox(Photo Copier Machine)	15%	1,52,662	-	-	-	1,52,662
<b>2</b>							
1	College Building	10%	53,91,115	-	-	-	53,91,115
2	Instrument A/c	15%	25,28,389	3,77,914	-	-	29,06,303
3	Hospital bed	15%	8,24,922	-	-	-	8,24,922
4	Sargical Instrument	15%	6,37,018	-	-	-	6,37,018
5	Electric Installation A/c	15%	1,56,261	-	-	-	1,56,261
6	Elevators A/c	15%	6,00,000	-	-	-	6,00,000
7	Furniture A/c	10%	98,164	-	-	-	98,164
8	Fire Safety Inst		2,14,730	-	-	-	2,14,730
9	Hospital instrument		49,280	-	-	-	49,280
10	Pulvizer Machine		36,900	-	-	-	36,900
11	Tablet Machine		2,48,500	-	-	-	2,48,500
<b>3</b>							
1	Furnitures	10%	96,250	-	-	-	96,250
2	Instrument A/c	15%	11,39,034	-	-	-	11,39,034
3	Electric Installation A/c	15%	8,159	-	-	-	8,159
4	X-Ray Machine A/c	15%	92,500	-	-	-	92,500
<b>4</b>							
1	College Building	10%	1,93,66,996	-	-	-	1,93,66,996



2	Instruments	15%	4,92,540	-	-	-	4,92,540
				-	-	-	-
	5			-	-	-	-
1	Instruments	15%	6,17,796	1,40,000	-	-	7,57,796
				-	-	-	-
	6			-	-	-	-
1	Land	0%	84,49,249	-	-	-	84,49,249
2	Accord Car	15%	9,29,557	-	-	-	9,29,557
3	Volvo Car-(S 60)	15%	29,72,274	-	-	-	29,72,274
4	Innova Car	15%	20,77,116	-	-	-	20,77,116
5	CAR	15%	34,89,577	-	-	-	34,89,577
6	New Ambulance Pur.	15%	4,21,625	-	-	-	4,21,625
7	Hostel Building	10%	7,64,42,773	15,75,000	-	-	7,80,17,773
8	College Building A		3,64,01,453	7,84,82,778	-	-	11,48,84,231
9	Ciaz Car		11,91,774	-	-	-	11,91,774
10	Oxygen Plant		37,76,000	-	-	-	37,76,000
11	HOSPITAL INSTRUMENTS		-	18,72,804	-	-	18,72,804
12	LAB INSTRUMENTS		-	9,15,877	-	-	9,15,877
13	X RAY MACHINE		-	8,60,008	-	-	8,60,008
				-	-	-	-
	7			-	-	-	-
1	College Building	10%	2,30,21,179	-	-	-	2,30,21,179
2	Instruments	15%	37,000	-	-	-	37,000
3	Furniture & Fixture A/c	10%	17,58,013	-	-	-	17,58,013
				-	-	-	-
	8			-	-	-	-
1	College Building	10%	42,08,750	-	-	-	42,08,750
2	Designing Instruments	15%	41,536	-	-	-	41,536
				-	-	-	-
	10			-	-	-	-
1	College Building	10%	24,23,298	-	-	-	24,23,298
2	Instruments	15%	5,85,747	-	-	-	5,85,747
				-	-	-	-
	11			-	-	-	-
1	Air Conditoin	15%	5,77,107	-	-	-	5,77,107
2	Audio System	15%	39,450	-	-	-	39,450
3	Building	10%	67,09,561	19,98,249	-	-	87,07,810
4	Camera	15%	12,39,876	1,68,121	-	-	14,07,997
5	Computer & Printer A/C	40%	38,34,721	7,17,517	-	-	45,52,238
6	Electric Installment A/C	15%	19,36,677	8,07,551	-	-	27,44,228
7	Finger Machine	15%	42,063	-	-	-	42,063
8	Furniture	10%	5,08,074	4,49,708	-	-	9,57,782
9	Furniture & Fixture	10%	80,24,288	39,60,553	-	-	1,19,84,841
10	INSTRUMENT A/C	15%	34,291	-	-	-	34,291
11	Led Tv	15%	1,59,000	-	-	-	1,59,000
12	MOBILE A/C	15%	31,000	-	-	-	31,000
13	Phone A/C	15%	1,18,472	-	-	-	1,18,472
14	Projector A/C	15%	4,64,634	-	-	-	4,64,634
15	R O System	15%	1,09,805	-	-	-	1,09,805
16	Sewing machine	15%	92,960	-	-	-	92,960
17	Sound System A/C	15%	46,480	-	-	-	46,480
18	SPORT EQUIPMENTS	15%	13,744	-	-	-	13,744
19	Water Tank	15%	28,000	-	-	-	28,000
20	UPS A/C	15%	-	38,822	-	-	38,822
21	WATER COOLER A/C	15%	-	88,800	-	-	88,800
		13					-
1	INSTRUMENT A/C		9,66,172	7,62,244	-	-	17,28,416
							-
	14			-	-	-	-
1	College Building	10%	1,07,41,751	-	-	-	1,07,41,751
2	Computers & Printers	40%	57,300	-	-	-	57,300
3	Furnitures & Fixtures	10%	4,94,068	-	-	-	4,94,068

				-	-	-	-
	<b>15</b>			-	-	-	-
1	Barcode Scanner	15%	2,125	-	-	-	2,125
2	College Building - Venus Arch	10%	2,25,56,855	-	-	-	2,25,56,855
3	Computers & Printers	40%	1,21,231	-	-	-	1,21,231
4	Sports Equipments	15%	1,445	-	-	-	1,445
5	Furnitures & Fixtures	10%	14,38,139	-	-	-	14,38,139
6	Water Cooler	15%	40,800	-	-	-	40,800
7	Water RO Plant	15%	37,145	-	-	-	37,145
8	Air Conditioner	15%	23,800	-	-	-	23,800
9	Finger Print Machine	15%	10,200	-	-	-	10,200
10	Sweing machine a/c	15%	1,33,700	-	-	-	1,33,700
				-	-	-	-
	<b>16</b>			-	-	-	-
1	College Building	10%	1,87,16,438	-	-	-	1,87,16,438
2	Computers & Printers	40%	1,53,123	-	-	-	1,53,123
3	Furnitures & Fixtures	10%	20,47,086	-	-	-	20,47,086
4	Lab Equipment	15%	17,62,199	-	-	-	17,62,199
5	Air Conditioner	10%	1,02,765	-	-	-	1,02,765
							-
<b>Arihant School of Pharmacy &amp; BRI</b>							-
1	Air Conditioner	15%	4,19,457				4,19,457
2	AUDIO SYSTEM	15%	1,06,250				1,06,250
3	Books & periodicals	40%	19,604				19,604
4	Borewell A/c	15%	1,53,348				1,53,348
5	Building - College	10%	9,21,57,521	36,28,244			9,57,85,765
6	CCTV Camera	15%	3,80,613				3,80,613
7	Computer & Printer A/c	40%	5,02,856	3,32,460			8,35,316
8	Digital Converter A/c	15%	1,544				1,544
9	Dissolution & Disintegration App.	15%	1,03,618				1,03,618
10	Drainage Well A/c	15%	9,144				9,144
11	Electronic Item	15%	9,43,015				9,43,015
12	Elevators	15%	3,91,000				3,91,000
13	Finger Machine	15%	25,660	5,900			31,560
14	Fire Extinguishers	15%	3,734				3,734
15	Fire Safety System		2,15,797				2,15,797
16	Furniture & Fixtures	10%	15,94,576	1,22,145			17,16,721
17	Laboratory Equipments	15%	28,67,148	62,913			29,30,061
18	LCD Projector Epson Eb -X7	15%	48,328				48,328
19	Loan Cutter Machine	15%	35,893				35,893
20	Mobile	15%	4,463				4,463
21	Monoblock Pump 2 HP	15%	35,252				35,252
22	OFFICE EQUIPMENT	15%	27,308				27,308
23	OHP Projector	15%	23,595				23,595
24	Photo Copier Machine A/c	15%	10,783				10,783
25	R.O. System	15%	1,54,395				1,54,395
26	Refrigerator	15%	7,650				7,650
27	School Bus(GJ-18-X-2041)	15%	1,98,917				1,98,917
28	Softwares	40%	16,148				16,148
29	Sport Equipment	15%	41,150				41,150
30	Stabiliser A/c	15%	5,671				5,671
31	U V Visible Spectrophotometer	15%	1,87,589				1,87,589
32	UPS systemj	15%	1,49,174				1,49,174
33	Ventilator Fans (Exost Fans)	15%	8,297				8,297
34	Water Cooler	15%	72,470				72,470
35	Water Tank	15%	33,114				33,114
			45,83,53,851	9,75,00,910	-	-	55,58,54,761



<b>6. LONG TERM LOANS AND ADVANCES</b>	<b>AS AT</b>
<b>( As per Schedule - D )</b>	<b>31-03-2023</b>
<u>Security Deposits</u>	
-Unsecured and Considered Good	-
-Others	-
other long term Loans	-
<b>TOTAL</b>	<b>-</b>
<b>7. CASH AND BANK BALANCES</b>	<b>AS AT</b>
<b>( As per Schedule - E )</b>	<b>31-03-2023</b>
Cash on Hand	2,08,20,763.36
Balance with Banks in current account	7,40,18,876.86
<b>TOTAL</b>	<b>9,48,39,640.22</b>
<b>8. SHORT TERM LOANS AND ADVANCES</b>	<b>AS AT</b>
<b>( As per Schedule - F )</b>	<b>31-03-2023</b>
(a)Advances to Suppliers	
-Unsecured and Considered Good	5,51,10,274.00
<b>TOTAL</b>	<b>5,51,10,274.00</b>
<b>9. OTHER CURRENT ASSETS</b>	<b>AS AT</b>
<b>( As per Schedule - G )</b>	<b>31-03-2023</b>
Other Current Assets	27,43,37,224.11
<b>TOTAL</b>	<b>27,43,37,224.11</b>



**Swarnnim Startup and Innovations University**  
**AHMEDABAD**


**CONSOLIDATE INCOME AND EXPENDITURE ACCOUNT FOR THE YEAR ENDING**  
**ON 31/03/2023**

PARTICULAR	NOTES	FOR THE YEAR ENDED ON 31/3/2023
I. Revenue from operations	10	33,53,56,024
II. Other Income	11	3,70,26,525
<b>III. Total Revenue (I + II)</b>		<b>37,23,82,549</b>
IV. Expenses:		
Cost of materials consumed		
Other operating and manufacturing expenses		
Changes in inventories of finished goods, WIP and SIT		
Employee benefit expense	12	16,41,67,154
Other administration & selling expenses		
Financial costs	13	2,00,00,663
Other expenses	14	7,76,71,376
Depreciation and amortization expense	5	-
<b>Total Expenses</b>		<b>26,18,39,193</b>
V. Surplus before exceptional and extraordinary items and tax		11,05,43,356
VI. Exceptional Items		
VII. Surplus before extraordinary items and tax (V - VI)		11,05,43,356
VIII. Extraordinary Items		
<b>IX. Surplus before tax (VII - VIII)</b>		<b>11,05,43,356</b>
X. Tax expense:		
(1) Current tax		
(2) Deferred tax		
<b>XI. Surplus/(Deficit) from the period from continuing operations</b>		<b>11,05,43,356</b>
XII. Surplus/(Deficit) from discontinuing operations		
XIII. Tax expense of discounting operations		
XIV. Surplus/(Deficit) from Discontinuing operations (XII - XIII)		
<b>XV. Surplus/(Deficit) for the period (XI + XIV)</b>		<b>11,05,43,356</b>
Balance carried to Corpus Fund		11,05,43,356


**Notes on Accounts**

As per our audit report of even date  
For J J A M & Co.  
(Formerly S.C.Kabra & Co.)  
Chartered Accountants

(S. K. Jindal)  
Partner



Place: Ahmedabad  
Date: 20/09/2023



**Swarnim Startup and Innovations University**  
**Ahmedabad**  
**Notes on Financial Statements for the Year ended 31st March, 2023 ( Consolidate)**

	(Amount In Rs.)
<b>10. REVENUE FROM OPERATIONS</b>	<b>AS AT</b>
	<b>2022-23</b>
Consultancy & Corporate training Income	24,50,785
Environment Audit Income	10,50,785
Financial support for research income	1,32,21,782
Grant for infrastructure development income	29,19,218
Hostel Fees Income	9,96,660
Research Project Fund Income	2,80,05,290
Students Tuition Fees Income	28,67,11,504
<b>TOTAL</b>	<b>33,53,56,024.48</b>
<b>11. OTHER INCOME</b>	<b>AS AT</b>
	<b>2022-23</b>
Grant & other income	1,54,75,626
Interest Income on Fixed Deposit	44,06,098
Interest Income on Savings Bank Account	71,472
Student Other Income	1,70,73,329
<b>TOTAL</b>	<b>3,70,26,524.92</b>
<b>12. EMPLOYEE BENEFITS EXPENSE</b>	<b>FOR THE YEAR</b>
	<b>2022-23</b>
Employee Salary and Benifits	16,41,67,154
<b>TOTAL</b>	<b>16,41,67,154.00</b>
<b>13. FINANCIAL COST</b>	<b>FOR THE YEAR</b>
	<b>2022-23</b>
Loan Interest	2,00,00,663
<b>TOTAL</b>	<b>2,00,00,663.13</b>



**14. OTHER EXPENSES****FOR THE YEAR****2022-23**

Audit fee exp.	1,00,000
Books & E-Journalas exp.	85,43,851
Con & Fual EXP	3,59,819
Conference & Workshop .	7,41,638
Consultancy & Corporate Traning .	23,90,840
ELCTRICITY EXP	35,20,840
<b>EXAMINATION EXPENSES</b>	<b>1,60,312</b>
Financial support for research.	85,94,158
GUJRAT POLUATION CONTROL BOARD	1,50,343
Infrastructure Development exp.	17,53,459
INSURANCE EXP.	4,78,410
INTEREST ON LAY PAYMENT OF STAUTORY DUES	1,81,826
<b>LABORATORY AND EXPERIMENT CHARGES</b>	<b>6,83,779</b>
Other exp.	18,34,152
<b>Physical &amp; Academic Support.</b>	<b>2,44,66,483</b>
Postage & Courier Exp	2,310
REMUNERATION EXP	3,13,322
RENTS, RATES AND TAXES .	6,85,247
Research project fund.	1,82,03,438
SECURITY EXP.	15,26,854
Seed money for research .	12,83,711
SOFTWARE EXP.	1,08,107
STATIONERY & PRINTING EXP.	15,79,883
Telephone Expenses	8,595

**Total****7,76,71,376.34**

**2021-22**

**SWARNIM STARTUP AND INNOVATION UNIVERSITY**  
**AHMEDABAD**  
**CONSOLIDATE BALANCE SHEET AS ON 31/03/2022**

Particulars	Notes	FOR THE YEAR ENDED ON 31/3/2022
<b>I. LIABILITIES</b>		
<b>(1) Corpus Funds</b>		
(a) Corpus Fund	1	54,41,32,394
<b>(2) Non-Current Liabilities</b>		
(a) Long-term borrowings	2	15,42,94,584
(b) Deferred tax liabilities (Net)		
(c) Other Long term liabilities	3	4,88,00,999
(d) Long term provisions		
<b>(3) Current Liabilities</b>		
(a) Short-term borrowings		
(b) Trade payables		
(c) Other current liabilities	4	8,32,71,598
(d) Short-term provisions		
<b>TOTAL</b>		<b>83,04,99,575</b>
<b>II.ASSETS</b>		
<b>(1) Non-current assets</b>		
(a) <i>Fixed assets</i>		
(i) Tangible assets	5	45,84,27,956
(ii) Intangible assets		
(iii) Capital work-in-progress		
(iv) Intangible assets under development		
(b) Non-current investments		
(c) Deferred tax assets (net)		
(d) Long term loans and advances	6	-
(e) Other non-current assets		
<b>Current Assets and Loans &amp; Advances</b>		
<b>(2) Current assets</b>		
(a) Current investments		
(b) Inventories		
(c) Trade receivables		
(d) Cash and cash equivalents	7	2,27,34,899
(e) Short-term loans and advances	8	8,52,43,114
(f) Other current assets	9	26,40,93,606
<b>TOTAL</b>		<b>83,04,99,575</b>

Notes on Accounts

17

(0)

As per our audit report of even date  
For J J A M & Co.  
(Formerly S.C.Kabra & Co.)  
Chartered Accountants

(S. K. Jindal)  
Partner



Place: Ahmedabad  
Date: 22/09/2022



# SWARNIM STARTUP AND INNOVATION UNIVERSITY

Ahmedabad

Notes on Financial Statements for the year ended 31st March, 2022  
(consolidate)

	(Amount In Rs.)
<b>1. CORPUS FUND</b>	<b>AS AT</b>
	<b>31-03-2022</b>
Gayaprasad Jain Charitable Trust	23,71,56,403.61
Arihant Sewa Samiti	12,68,46,190.41
Addition during the year	29,20,000.00
Add: Excess of income over exp transferred	17,72,33,400.03
<b>TOTAL</b>	<b>54,41,55,994.05</b>
<b>2. LONG TERM BORROWINGS</b>	<b>AS AT</b>
<b>( As per Schedule - A )</b>	<b>31-03-2022</b>
<b><u>Loans from Banks</u></b>	
Secured	14,63,16,313.65
Unsecured	79,78,270.69
<b>Sub total</b>	<b>15,42,94,584.34</b>
<b><u>Loans from Others</u></b>	
Secured	-
Unsecured	-
<b>Sub total</b>	<b>-</b>
<b>TOTAL</b>	<b>15,42,94,584.34</b>
<b>3. OTHER LONG TERM LIABILITIES</b>	<b>AS AT</b>
<b>( As per Schedule - B )</b>	<b>31-03-2022</b>
Caution Money & Libraray Deposit	4,62,39,000.00
DEPOSITE A/C	23,31,999.00
STUDENT DEPARTMENT	2,30,000.00
<b>TOTAL</b>	<b>4,88,00,999.00</b>
<b>4. OTHER CURRENT LIABILITIES</b>	<b>AS AT</b>
<b>( As per Schedule - C )</b>	<b>31-03-2022</b>
Statutory Remittances (TDS/Professional Tax)	-
Other Current Liabilities	-
Duties & Taxes	70,65,530.78
Provisions	1,03,61,029.00
Sundry Creditors	1,18,14,983.18
ADVANCE FEE RECEIVED	5,30,31,545.00
Alumani Association Membership	28,000.00
Scholarship	1,40,510.00
SCHOLERSHIP	8,30,000.00
<b>TOTAL</b>	<b>8,32,71,597.96</b>



## Swarnim Startup and Innovations University

Ahmedabad

## FIXED ASSETS 2021-2022 (Consolidate)

NOTE - " 5 "


Sr. NO.	PARTICULARS	DEP. RATE	OPENING W.D.V AS AT 01.04.2021	ADDITIONS		CLOSING WDV AS AT 31.03.2022
				IST HALF	IIND HALF	
1						
1	Air Conditioners	15%	7,29,524	-	-	7,29,524
2	Audio System	15%	44,115	-	-	44,115
3	Banches & Chair	15%	3,65,871	-	-	3,65,871
4	Black,White,Ceramic Boards	15%	1,28,807	-	-	1,28,807
5	Borewell	15%	4,32,004	-	-	4,32,004
6	CCTV Camera	15%	5,94,040	-	-	5,94,040
7	Collage Building - A	10%	7,02,771	-	-	7,02,771
8	College Building -B	10%	2,46,82,121	-	-	2,46,82,121
9	College Building -C	10%	2,19,13,459	-	-	2,19,13,459
10	College Building -(jain)	10%	-	-	-	-
11	Computers & Printers	60%	7,68,873	-	-	7,68,873
12	Epabx Server	15%	72,420	-	-	72,420
13	Electrical Equipment	15%	5,54,942	-	-	5,54,942
14	Electrical Installation	10%	26,88,274	-	-	26,88,274
15	Fire Safety & Protection	15%	7,786	-	-	7,786
16	Furnitures & Fixtures	10%	1,10,66,101	-	-	1,10,66,101
17	Generator A/c	15%	3,88,818	-	-	3,88,818
18	Laboratory Instruments	15%	66,65,246	58,400.00	-	67,23,646
19	Loan Cutter Machine	15%	9,963	-	-	9,963
20	Mobile Phone A/C.	15%	23,977	-	-	23,977
21	Projector Epson Eb -S9	15%	1,65,454	-	-	1,65,454
22	Refrigerator	15%	35,577	-	-	35,577
23	Risograph (Digital Duplicate Machi	15%	60,358	-	-	60,358
24	School Bus A/c	15%	1,83,602	-	-	1,83,602
25	Sports Equipments	15%	22,072	-	-	22,072
26	Spiral Binding Machine	15%	2,839	-	-	2,839
27	Telephone Instruments	15%	8,908	-	-	8,908
28	T.V.Panasonic	15%	32,836	-	-	32,836
29	UPS Machine	15%	21,675	-	-	21,675
30	Water Cooler AS	15%	2,62,589	-	-	2,62,589
31	Water R.O.Plant	15%	2,16,268	-	-	2,16,268
32	Water Tank	15%	43,139	-	-	43,139
33	Workshop Equipments	15%	41,755	-	-	41,755
34	Workshop Lab Manual	15%	9,505	-	-	9,505
35	Xerox(Photo Copier Machine)	15%	1,52,662	-	-	1,52,662
2						
1	College Building	10%	53,91,115	0	-	53,91,115
2	Instrument A/c	15%	17,97,506	730883	-	25,28,389
3	Hospital bed	15%	5,92,622	232300	-	8,24,922
4	Sargical Insrument	15%	6,37,018	-	-	6,37,018
5	Electric Installation A/c	15%	1,56,261	-	-	1,56,261
6	Elevators A/c	15%	6,00,000	-	-	6,00,000
7	Furniture A/c	10%	98,164	-	-	98,164
8	Fire Safety Inst	-	-	214730	-	2,14,730
9	Hospital Instrument	-	-	49280	-	49,280
10	Pulvizer Machine	-	-	36900	-	36,900
11	Tablet Machine	-	-	248500	-	2,48,500
3						
1	Furnitures	10%	96,250	-	-	96,250
2	Instrument A/c	15%	7,57,119	381915	-	11,39,034
3	Electric Installation A/c	15%	8,159	-	-	8,159
4	X-Ray Machine A/c	15%	92,500	-	-	92,500
4						



1	College Building	10%	1,93,66,996	-	-	1,93,66,996
2	Instruments	15%	4,92,540	-	-	4,92,540
				-	-	
5				-	-	
1	Instruments	15%	6,17,796	-	-	6,17,796
				-	-	
6				-	-	
1	Land	0%	84,49,249	-	-	84,49,249
2	Accord Car	15%	9,29,557	-	-	9,29,557
3	Volvo Car-(S 60)	15%	29,72,274	-	-	29,72,274
4	Innova Car	15%	20,77,116	-	-	20,77,116
5	CAR	15%	34,89,577	-	-	34,89,577
6	New Ambulance Pur.	15%	4,21,625	-	-	4,21,625
7	Hostel Building	10%	7,64,42,773	-	-	7,64,42,773
8	College Building A			3,64,01,453	-	3,64,01,453
9	Ciaz Car			11,91,774	-	11,91,774
10	Oxygen Plant			37,76,000	-	37,76,000
				-	-	
7				-	-	
1	College Building	10%	2,30,21,179	-	-	2,30,21,179
2	Instruments	15%	37,000	-	-	37,000
3	Furniture & Fixture A/c	10%	17,58,013	-	-	17,58,013
				-	-	
8				-	-	
1	College Building	10%	42,08,750	-	-	42,08,750
2	Designing Instruments	15%	41,536	-	-	41,536
				-	-	
10				-	-	
1	College Building	10%	24,23,298	-	-	24,23,298
2	Instruments	15%	5,82,207	3540	-	5,85,747
				-	-	
11				-	-	
1	Air Conditoin	15%	4,87,107	90000	-	5,77,107
2	Audio System	15%	35,150	4300	-	39,450
3	Building	10%	18,64,697	4844864	-	67,09,561
4	Camera	15%	10,27,381	212495	-	12,39,876
5	Computer & Printer A/C	40%	31,06,936	727785	-	38,34,721
6	Electric Installment A/C	15%	17,38,109	198568	-	19,36,677
7	Finger Machine	15%	37,756	4307	-	42,063
8	Furniture	10%	4,71,882	2480568	-	29,52,450
9	Furniture & Fixture	10%	56,30,865	23152	-	56,54,017
10	INSTRUMENT A/C			34291	-	34,291
11	Led Tv	15%	1,27,500	31500	-	1,59,000
12	MOBILE A/C			31000	-	31,000
13	Phone A/C	15%	1,18,472	0	-	1,18,472
14	Projector A/C	15%	4,64,634	0	-	4,64,634
15	R O System	15%	1,09,805	0	-	1,09,805
16	Sewing machine	15%	92,960	0	-	92,960
17	Sound System A/C	15%	46,480	0	-	46,480
18	SPORT EQUIPMENTS		-	13744	-	13,744
19	Water Tank		-	28000	-	28,000
		13				
1	INSTRUMENT A/C		-	9,66,172.00	-	9,66,172
14				-	-	
1	College Building	10%	1,07,41,751	-	-	1,07,41,751
2	Computers & Printers	40%	57,300	-	-	57,300
3	Furnitures & Fixtures	10%	4,94,068	-	-	4,94,068
15						
1	Barcode Scanner	15%	2,125			2,125
2	College Building - Venus Arch	10%	2,25,56,855			2,25,56,855



3	Computers & Printers	40%	1,21,231	-	-	1,21,231
4	Sports Equipments	15%	1,445	-	-	1,445
5	Furnitures & Fixtures	10%	14,38,139	-	-	14,38,139
6	Water Cooler	15%	40,800	-	-	40,800
7	Water RO Plant	15%	37,145	-	-	37,145
8	Air Conditioner	15%	23,800	-	-	23,800
9	Finger Print Machine	15%	10,200	-	-	10,200
10	Sweing machine a/c	15%	1,33,700	-	-	1,33,700
				-	-	
	16			-	-	
1	College Building	10%	1,87,16,438	-	-	1,87,16,438
2	Computers & Printers	40%	1,53,123	-	-	1,53,123
3	Furnitures & Fixtures	10%	20,47,086	-	-	20,47,086
4	Lab Equipoment	15%	17,62,199	-	-	17,62,199
5	Air Conditioner	10%	1,02,765	-	-	1,02,765
<b>Arihant School of Pharmacy &amp; BRI</b>						
1	Air Conditioner	15%	4,19,457	-	-	4,19,457
2	AUDIO SYSTEM	15%	1,06,250			1,06,250
3	Books & periodicals	40%	19,604			19,604
4	Borewell A/c	15%	1,53,348			1,53,348
5	Building - College	10%	9,21,57,521			9,21,57,521
6	CCTV Camera	15%	3,80,613			3,80,613
7	Computer & Printer A/c	40%	5,08,106			5,08,106
8	Digital Converter A/c	15%	1,544			1,544
9	Dissolution & Disintigration App.	15%	1,03,618			1,03,618
10	Drainage Well A/c	15%	9,144			9,144
11	Electronic Item	15%	9,43,015			9,43,015
12	Elevators	15%	3,91,000			3,91,000
13	Finger Machine	15%	25,660			25,660
14	Fire Extinguishers	15%	3,734			3,734
15	Fire Safety System		2,15,797			2,15,797
16	Furniture & Fixtures	10%	15,94,576			15,94,576
17	Laboratory Equipments	15%	70,08,848			70,08,848
18	LCD Projector Epson Eb -X7	15%	48,328			48,328
19	Loan Cutter Machine	15%	35,893			35,893
20	Mobile	15%	4,463			4,463
21	Monoblock Pump 2 HP	15%	35,252			35,252
22	OFFICE EQUIPMENT	15%	27,208			27,208
23	OHP Projector	15%	23,595			23,595
24	Photo Copier Machine A/c	15%	10,783			10,783
25	R.O.System	15%	1,54,395			1,54,395
26	Refrigerator	15%	7,650			7,650
27	School Bus(GJ-18-X-2041)	15%	1,98,917			1,98,917
28	Softwares	40%	16,148			16,148
29	Sport Equipment	15%	41,150			41,150
30	Stabiliser A/c	15%	5,671			5,671
31	U V Visible Spectrophotometer	15%	1,87,589			1,87,589
32	UPS systemj	15%	1,49,174			1,49,174
33	Ventilator Fans (Exost Fans)	15%	8,297			8,297
34	Water Cooler	15%	72,470			72,470
35	Water Tank	15%	33,114			33,114
						45,84,27,956



<b>6. LONG TERM LOANS AND ADVANCES</b>	<b>AS AT</b>
<b>( As per Schedule - D )</b>	<b>31-03-2022</b>
<u>Security Deposits</u>	
-Unsecured and Considered Good	-
-Others	-
other long term Loans	-
<b>TOTAL</b>	<b>-</b>
<b>7. CASH AND BANK BALANCES</b>	<b>AS AT</b>
<b>( As per Schedule - E )</b>	<b>31-03-2022</b>
Cash on Hand	84,44,167.24
Balance with Banks in current account	1,42,90,731.87
<b>TOTAL</b>	<b>2,27,34,899.11</b>
<b>8. SHORT TERM LOANS AND ADVANCES</b>	<b>AS AT</b>
<b>( As per Schedule - F )</b>	<b>31-03-2022</b>
(a)Advances to Suppliers	
-Unsecured and Considered Good	8,52,43,114.00
<u>Balances with Government Authorities</u>	
-Secured and Considered Good	
(i) TDS receivable	
<b>TOTAL</b>	<b>8,52,43,114.00</b>
<b>9. OTHER CURRENT ASSETS</b>	<b>AS AT</b>
<b>( As per Schedule - G )</b>	<b>31-03-2022</b>
Other Current Assets	26,40,93,606.29
<b>TOTAL</b>	<b>26,40,93,606.29</b>



**SWARNIM STARTUP AND INNOVATION UNIVERSITY**  
**AHMEDABAD**

**CONSOLIDATE INCOME AND EXPENDITURE ACCOUNT FOR THE YEAR ENDING ON 31/03/2022**

PARTICULAR	NOTES	FOR THE YEAR ENDED ON 31/3/2022
I. Revenue from operations	10	35,61,65,090
II. Other Income	11	4,63,03,295
<b>III. Total Revenue (I + II)</b>		<b>40,24,68,385</b>
IV. Expenses:		
Cost of materials consumed		
Other operating and manufacturing expenses		
Changes in inventories of finished goods, WIP and SIT		
Employee benefit expense	12	13,42,53,256
Other administration & selling expenses		
Financial costs	13	2,46,56,753
Other expenses	14	6,63,27,376
Depreciation and amortization expense	5	-
<b>Total Expenses</b>		<b>22,52,37,384</b>
V. Surplus before exceptional and extraordinary items and tax		17,72,31,000
VI. Exceptional Items		
VII. Surplus before extraordinary items and tax (V - VI)		17,72,31,000
VIII. Extraordinary Items		
<b>IX. Surplus before tax (VII - VIII)</b>		<b>17,72,31,000</b>
X. Tax expense:		
(1) Current tax		
(2) Deferred tax		
<b>XI. Surplus/(Deficit) from the period from continuing operations</b>		<b>17,72,31,000</b>
XII. Surplus/(Deficit) from discontinuing operations		
XIII. Tax expense of discounting operations		
XIV. Surplus/(Deficit) from Discontinuing operations (XII - XIII)		
<b>XV. Surplus/(Deficit) for the period (XI + XIV)</b>		<b>17,72,31,000</b>
Balance carried to Corpus Fund		17,72,31,000

**Notes on Accounts**

As per our audit report of even date


For J J A M & Co.

(Formerly S.C.Kabra & Co.)

Chartered Accountants


(S. K. Jindal)

Partner



Place: Ahmedabad

Date: 22/09/22



# Swarnim Startup and Innovations University

## Ahmedabad

### Notes on Financial Statements for the Year ended 31st March, 2022 ( Consolidate)

	(Amount in Rs.)
<b>10. REVENUE FROM OPERATIONS</b>	<b>AS AT</b>
	<b>2021-22</b>
Consultancy/Corporate training Income	1,36,54,150
Financial support for research income	58,41,707
Fund for infrastructure development income	40,42,586
Hostel Fees Income	4,44,989
Research Project Income	2,89,06,026
Students Tuition Fees Income	30,32,75,632
<b>TOTAL</b>	<b>35,61,65,090</b>
<b>11. OTHER INCOME</b>	<b>AS AT</b>
	<b>2021-22</b>
Interest Income on Fixed Deposit	42,18,036
Interest Income on Savings Bank Account	63,064
Other income	1,27,63,562
Student Other Income	2,92,58,632
<b>TOTAL</b>	<b>4,63,03,295</b>
<b>12. EMPLOYEE BENEFITS EXPENSE</b>	<b>FOR THE YEAR</b>
	<b>2021-22</b>
Employee Salary and Benifits	13,42,53,256
<b>TOTAL</b>	<b>13,42,53,256</b>
<b>13. FINANCIAL COST</b>	<b>FOR THE YEAR</b>
	<b>2021-22</b>
Loan Interest	2,46,56,753
<b>TOTAL</b>	<b>2,46,56,752.89</b>



**14. OTHER EXPENSES****FOR THE YEAR****2021-22**

<b>Audit Fees</b>	<b>3,00,000</b>
B.O.S ( HONORARIUM ) EXP.	12,000
Bank Charges	1,047
BIO MEDICAL WASTE EXP.	49,367
Books & E-Journalas exp.	72,85,477
<b>Chemical Exp</b>	<b>55,603</b>
Conference & Workshop and Seminar Exp.	8,72,983
Consultancy and Corporate Traning Exp.	60,45,854
Conveyance Expenses	13,369
<b>Exam Remmuneration Exps.</b>	<b>1,42,972</b>
Financial support Exp.	33,71,244
Freight Expenses	38,957
<b>GEB Electric Bill Expenses</b>	<b>11,67,057</b>
Generator Expenses	1,87,886
Infrastructure Development exp.	11,32,237
Insurance Expenses	4,66,624
<b>Laboratory Exp</b>	<b>2,38,157</b>
ME Environment Expenses	20,000
MOBILE RECHARGE EXP.	11,381
Other exp.	30,96,279
<b>Physical &amp; Acad. Support exp.</b>	<b>2,06,20,744</b>
Postage & Courier Expenseses	1,06,788
Registaion Charge Exp	1,18,000
Research project fund exp	1,83,63,042
Security Expenses	15,20,854
Seed money for research Exp.	7,24,650
Software Expenses	80,800
Student Expenses	1,61,322
TDO GANDHINAGAR EXP.	1,00,000
VIDEO & PHOTOGRAPHY EXPENSE	540
WATER CAHRGE EXP.	22,142

**Total****6,63,27,375.98**

**2020-21**

**SWARNIM STARTUP AND INNOVATION UNIVERSITY**  
**AHMEDABAD**  
**CONSOLIDATE BALANCE SHEET AS ON 31/03/2021**

Particulars	Notes	FOR THE YEAR ENDED ON 31/3/2021
<b>I. LIABILITIES</b>		
<b>(1) Corpus Funds</b>		
(a) Corpus Fund	1	23,71,35,204
<b>(2) Non-Current Liabilities</b>		
(a) Long-term borrowings	2	21,28,96,864
(b) Deferred tax liabilities (Net)		
(c) Other Long term liabilities	3	4,12,11,000
(d) Long term provisions		
<b>(3) Current Liabilities</b>		
(a) Short-term borrowings		
(b) Trade payables		
(c) Other current liabilities	4	5,44,84,692
(d) Short-term provisions		
<b>TOTAL</b>		<b>54,57,27,760</b>
<b>II. ASSETS</b>		
<b>(1) Non-current assets</b>		
(a) Fixed assets		
(i) Tangible assets	5	30,44,56,454
(ii) Intangible assets		
(iii) Capital work-in-progress		
(iv) Intangible assets under development		
(b) Non-current investments		
(c) Deferred tax assets (net)		
(d) Long term loans and advances	6	27,31,904
(e) Other non-current assets		
<b>Current Assets and Loans &amp; Advances</b>		
<b>(2) Current assets</b>		
(a) Current investments		
(b) Inventories		
(c) Trade receivables		
(d) Cash and cash equivalents	7	4,25,28,738
(e) Short-term loans and advances	8	6,55,89,653
(f) Other current assets	9	13,04,21,011
<b>TOTAL</b>		<b>54,57,27,760</b>

Notes on Accounts

17

(0)

As per our audit report of even date



For J J A M & Co.

(Formerly S.C.Kabra & Co.)

Chartered Accountants

(S. K. Jindal)  
Partner

Place: Ahmedabad  
Date: 13/01/2022




# SWARNIM STARTUP AND INNOVATION UNIVERSITY

Ahmedabad

## Notes on Financial Statements for the year ended 31st March, 2021 (consolidate)


	(Amount In Rs.)
<b>1. CORPUS FUND</b>	<b>AS AT</b>
	<b>31-03-2021</b>
Gayaprasad Jain Charitable Trust	14,37,69,678.20
Addition during the year	32,64,000.00
Add: Excess of income over exp transferred	9,01,01,525.39
<b>TOTAL</b>	<b>23,71,35,203.59</b>
<b>2. LONG TERM BORROWINGS</b>	<b>AS AT</b>
<b>( As per Schedule - A )</b>	<b>31-03-2021</b>
<b>Loans from Banks</b>	
Secured	13,59,27,189.14
Unsecured	31,18,905.63
<b>Sub total</b>	<b>13,90,46,094.77</b>
<b>Loans from Others</b>	
Secured	-
Unsecured	7,38,50,769.26
<b>Sub total</b>	<b>7,38,50,769.26</b>
<b>TOTAL</b>	<b>21,28,96,864.03</b>
<b>3. OTHER LONG TERM LIABILITIES</b>	<b>AS AT</b>
<b>( As per Schedule - B )</b>	<b>31-03-2021</b>
Caution Money & Libraray Deposit	4,12,11,000.00
<b>TOTAL</b>	<b>4,12,11,000.00</b>
<b>4. OTHER CURRENT LIABILITIES</b>	<b>AS AT</b>
<b>( As per Schedule - C )</b>	<b>31-03-2021</b>
Statutory Remittances (TDS/Professional Tax)	35,42,214.00
Other Current Liabilities	5,09,42.4
<b>TOTAL</b>	<b>5,44,84,691.68</b>





**Swarnim Startup and Innovations University**  
**Ahmedabad**  
**FIXED ASSETS 2020-2021 (Consolidate)**

NOTE - " 5 "

Sr. NO.	PARTICULARS	DEP. RATE	OPENING AS AT 01.04.2020	W.D.V	ADDITIONS		CLOSING WDV AS AT 31.03.2021
					IST HALF	IIND HALF	
<b>1</b>							
1	Air Conditioners	15%	7,29,524	-	-	-	7,29,524
2	Audio System	15%	44,115	-	-	-	44,115
3	Banches & Chair	15%	3,65,871	-	-	-	3,65,871
4	Black,White,Ceramic Boards	15%	1,28,807	-	-	-	1,28,807
5	Borewell	15%	4,32,004	-	-	-	4,32,004
6	CCTV Camera	15%	5,94,040	-	-	-	5,94,040
7	Collage Building - A	10%	7,02,771	-	-	-	7,02,771
8	College Building -B	10%	2,46,09,421	53,580.00	19,120.00	-	2,46,82,121
9	College Building -C	10%	2,19,13,459	-	-	-	2,19,13,459
10	College Building -(jain)	10%	-	-	-	-	-
11	Computers & Printers	60%	7,40,513	28,360.00	-	-	7,68,873
12	Epabx Server	15%	72,420	-	-	-	72,420
13	Electrical Equipment	15%	5,54,942	-	-	-	5,54,942
14	Electrical Installation	10%	26,88,274	-	-	-	26,88,274
15	Fire Safety & Protection	15%	7,786	-	-	-	7,786
16	Furnitures & Fixtures	10%	1,08,57,831	2,08,270.00	-	-	1,10,66,101
17	Generator A/c	15%	3,88,818	-	-	-	3,88,818
18	Laboratory Instruments	15%	66,24,164	41,082.00	-	-	66,65,246
19	Loan Cutter Machine	15%	9,963	-	-	-	9,963
20	Mobile Phone A/C.	15%	23,977	-	-	-	23,977
21	Projector Epson Eb -S9	15%	1,65,454	-	-	-	1,65,454
22	Refrigerator	15%	35,577	-	-	-	35,577
23	Risograph (Digital Duplicate Machir	15%	60,358	-	-	-	60,358
24	School Bus A/c	15%	1,83,602	-	-	-	1,83,602
25	Sports Equipments	15%	22,072	-	-	-	22,072
26	Sprial Binding Machine	15%	2,839	-	-	-	2,839
27	Telephone Instruments	15%	8,908	-	-	-	8,908
28	T.V.Panasonic	15%	32,836	-	-	-	32,836
29	UPS Machine	15%	21,675	-	-	-	21,675
30	Water Cooler AS	15%	2,62,589	-	-	-	2,62,589
31	Water R.O.Plant	15%	2,16,268	-	-	-	2,16,268
32	Water Tank	15%	43,139	-	-	-	43,139
33	Workshop Equipments	15%	41,755	-	-	-	41,755
34	Workshop Lab Manual	15%	9,505	-	-	-	9,505
35	Xerox(Photo Copier Machine)	15%	1,52,662	-	-	-	1,52,662
				-	-	-	
<b>2</b>							
1	College Building	10%	53,79,067	12048	-	-	53,91,115
2	Instrument A/c	15%	16,35,253	162253	-	-	17,97,506
3	Hospital bed	15%	5,92,622	-	-	-	5,92,622
4	Sargical Insrument	15%	6,37,018	-	-	-	6,37,018
5	Electric Installation A/c	15%	1,56,261	-	-	-	1,56,261
6	Elevators A/c	15%	6,00,000	-	-	-	6,00,000
7	Furniture A/c	10%	98,164	-	-	-	98,164
				-	-	-	
<b>3</b>							
1	Furnitures	10%	96,250	-	-	-	96,250
2	Instrument A/c	15%	6,32,119	125000	-	-	7,57,119
3	Electric Installation A/c	15%	8,159	-	-	-	8,159
4	X-Ray Machine A/c	15%	92,500	-	-	-	92,500



	<b>4</b>			-	-	
1	College Building	10%	1,93,66,996	-	-	1,93,66,996
2	Instruments	15%	4,92,540	-	-	4,92,540
				-	-	
	<b>5</b>			-	-	
1	Instruments	15%	5,87,796	30,000	-	6,17,796
				-	-	
	<b>6</b>			-	-	
1	Land	0%	28,33,249	56,16,000	-	84,49,249
2	Accord Car	15%	9,29,557	-	-	9,29,557
3	Volvo Car-(S 60)	15%	29,72,274	-	-	29,72,274
4	Innova Car	15%	20,77,116	-	-	20,77,116
5	CAR	15%	-	34,89,577	-	34,89,577
6	New Ambulance Pur.	15%	4,21,625	-	-	4,21,625
7	Hostel Building	10%	6,06,32,729	1,58,10,045	-	7,64,42,773
				-	-	
	<b>7</b>			-	-	
1	College Building	10%	2,30,21,179	-	-	2,30,21,179
2	Instruments	15%	37,000	-	-	37,000
3	Furniture & Fixture A/c	10%	17,58,013	-	-	17,58,013
				-	-	
	<b>8</b>			-	-	
1	College Building	10%	42,08,750	-	-	42,08,750
2	Designing Instruments	15%	41,536	-	-	41,536
				-	-	
	<b>10</b>			-	-	
1	College Building	10%	24,23,298	-	-	24,23,298
2	Instruments	15%	1,41,795	440412	-	5,82,207
				-	-	
	<b>11</b>			-	-	
1	Building	10%	10,84,468	780229	-	18,64,697
2	Air Conditoin	15%	4,87,107	0	-	4,87,107
3	Audio System	15%	35,150	0	-	35,150
4	Furniture	10%	4,71,882	0	-	4,71,882
5	R O System	15%	1,09,805	0	-	1,09,805
6	Computer & Printer A/C	40%	27,54,596	352340	-	31,06,936
7	Camera	15%	10,27,381	0	-	10,27,381
8	Electric Installment A/C	15%	15,89,452	148657	-	17,38,109
9	Finger Machine	15%	32,800	4956	-	37,756
10	Furniture & Fixture	10%	27,25,091	2905774	-	56,30,865
11	Led Tv	15%	17,000	110500	-	1,27,500
12	Phone A/C	15%	1,18,472	0	-	1,18,472
13	Projector A/C	15%	4,64,634	0	-	4,64,634
14	Sewing machine	15%	-	92960	-	92,960
15	Sound System A/C	15%	46,480	0	-	46,480
				-	-	
	<b>14</b>			-	-	
1	College Building	10%	1,07,41,751	-	-	1,07,41,751
2	Computers & Printers	40%	57,300	-	-	57,300
3	Furnitures & Fixtures	10%	4,94,068	-	-	4,94,068
				-	-	
	<b>15</b>			-	-	
1	Barcode Scanner	15%	2,125	-	-	2,125
2	College Building - Venus Arch	10%	2,25,56,855	-	-	2,25,56,855
3	Computers & Printers	40%	1,21,231	-	-	1,21,231



4	Sports Equipments	15%	1,445	-	-	1,445
5	Furnitures & Fixtures	10%	14,38,139	-	-	14,38,139
6	Water Cooler	15%	40,800	-	-	40,800
7	Water RO Plant	15%	37,145	-	-	37,145
8	Air Conditioner	15%	23,800	-	-	23,800
9	Finger Print Machine	15%	10,200	-	-	10,200
10	Sweing machine a/c	15%	1,33,700	-	-	1,33,700
				-	-	
	<b>16</b>			-	-	
1	College Building	10%	1,87,16,438	-	-	1,87,16,438
2	Computers & Printers	40%	1,53,123	-	-	1,53,123
3	Furnitures & Fixtures	10%	20,47,086	-	-	20,47,086
4	Lab Equipoment	15%	17,62,199	-	-	17,62,199
5	Air Conditioner	10%	1,02,765	-	-	1,02,765
	<b>CURRENT YEAR</b>		<b>27,40,25,291</b>	<b>3,04,12,043</b>	<b>19,120</b>	<b>30,44,56,454</b>



<b>6. LONG TERM LOANS AND ADVANCES</b>	<b>AS AT</b>
<b>( As per Schedule - D )</b>	<b>31-03-2021</b>

Security Deposits

-Unsecured and Considered Good	-
-Others	27,31,904.00
other long term Loans	-

<b>TOTAL</b>	<b>27,31,904.00</b>
--------------	---------------------

<b>7. CASH AND BANK BALANCES</b>	<b>AS AT</b>
<b>( As per Schedule - E )</b>	<b>31-03-2021</b>

Cash on Hand	95,82,505.24
Balance with Banks in current account	3,29,46,233.02

<b>TOTAL</b>	<b>4,25,28,738.26</b>
--------------	-----------------------

<b>8. SHORT TERM LOANS AND ADVANCES</b>	<b>AS AT</b>
<b>( As per Schedule - F )</b>	<b>31-03-2021</b>

(a)Advances to Suppliers	
-Unsecured and Considered Good	6,26,34,813.41

Balances with Government Authorities


-Secured and Considered Good	
(i) TDS receivable	29,54,839.25

<b>TOTAL</b>	<b>6,55,89,652.66</b>
--------------	-----------------------

<b>9. OTHER CURRENT ASSETS</b>	<b>AS AT</b>
<b>( As per Schedule - G )</b>	<b>31-03-2021</b>

Other Current Assets	13,04,21,011.33
----------------------	-----------------

<b>TOTAL</b>	<b>13,04,21,011.33</b>
--------------	------------------------



**SWARNIM STARTUP AND INNOVATION UNIVERSITY**  
**AHMEDABAD**


**CONSOLIDATE INCOME AND EXPENDITURE ACCOUNT FOR THE YEAR ENDING ON 31/03/2021**

PARTICULAR	NOTES	FOR THE YEAR ENDED ON 31/3/2021
I. Revenue from operations	10	22,27,56,398
II. Other Income	11	1,09,56,260
<b>III. Total Revenue (I + II)</b>		<b>23,37,12,658</b>
IV. Expenses:		
Cost of materials consumed		
Other operating and manufacturing expenses		
Changes in inventories of finished goods, WIP and SIT		
Employee benefit expense	12	9,23,46,095
Other administration & selling expenses		
Financial costs	13	1,62,51,135
Other expenses	14	3,50,13,903
Depreciation and amortization expense	5	-
<b>Total Expenses</b>		<b>14,36,11,133</b>
V. Surplus before exceptional and extraordinary items and tax		9,01,01,525
VI. Exceptional Items		
VII. Surplus before extraordinary items and tax (V - VI)		9,01,01,525
VIII. Extraordinary Items		
<b>IX. Surplus before tax (VII - VIII)</b>		<b>9,01,01,525</b>
X. Tax expense:		
(1) Current tax		
(2) Deferred tax		
<b>XI. Surplus/(Deficit) from the period from continuing operations</b>		<b>9,01,01,525</b>
XII. Surplus/(Deficit) from discontinuing operations		
XIII. Tax expense of discounting operations		
XIV. Surplus/(Deficit) from Discontinuing operations (XII - XIII)		
<b>XV. Surplus/(Deficit) for the period (XI + XIV)</b>		<b>9,01,01,525</b>
Balance carried to Corpus Fund		9,01,01,525


**Notes on Accounts**

As per our audit report of even date  
For J J A M & Co.  
(Formerly S.C.Kabra & Co.)  
Chartered Accountants

(S. K. Jindal)  
Partner



Place: Ahmedabad  
Date: 13/01/2022





# Swarnim Startup and Innovations University



## Ahmedabad

Notes on Financial Statements for the Year ended 31st March, 2021 ( Consolidate)

	(Amount in Rs.)
<b>10. REVENUE FROM OPERATIONS</b>	<b>AS AT</b>
	<b>2020-21</b>
Consultancy/Cor, training Income	11,05,184
Financial support for research income	9,39,512
Grant for infrastructure development Income	24,76,156
Hostel Fees Income	16,40,948
Research Project Fund Income	46,50,524
Students Tution Fees Income	21,19,44,074
<b>TOTAL</b>	<b>22,27,56,397.50</b>
<b>11. OTHER INCOME</b>	<b>AS AT</b>
	<b>2020-21</b>
Bus Fee Income	16,300
Form Fee	19,15,424
Interest Income on Fixed Deposit	52,67,649
Other income	8,86,777
Student Other Income	5,75,400
University Examination & Enrolment Fee	22,94,711
<b>TOTAL</b>	<b>1,09,56,260.48</b>
<b>12. EMPLOYEE BENEFITS EXPENSE</b>	<b>FOR THE YEAR</b>
	<b>2020-21</b>
E.P.F Admin & Other Charge	6,000
Employee Salary and Benifits	9,18,78,896
Employee's Contribution of EPF	39,140
Staff Welfare	15,547
Visiting Faculty	4,06,512
<b>TOTAL</b>	<b>9,23,46,095.00</b>
<b>13. FINANCIAL COST</b>	<b>FOR THE YEAR</b>
	<b>2020-21</b>
BG CHARGE	-
KUDOS LOAN INT.	4,50,282
Loan Interest	1,46,44,707
Loan Processing Charges	11,56,146
<b>TOTAL</b>	<b>1,62,51,135.04</b>



14. OTHER EXPENSES	FOR THE YEAR
	2020-21
Bank Charges	38,418
Books & E-Journals exp.	38,51,529
Building Repairing Exp	4,36,191
Canteen Expenses	1,20,958
Chemical Exp	1,28,552
College Dress Exp	32,300
Computer & Printer Exps.	73,313
Conference & Workshop / Seminar Exp.	8,77,487
Consultancy / Corporate Training Exp.	4,20,875
Conveyance Expenses	5,87,090
Design Instrument Exp	1,78,500
Exam Remuneration Exps.	1,44,566
Financial support and research Exp.	6,10,675
Garden & Plantation Expense	1,09,006
GEB Electric Bill Expenses	15,30,238
Generator Expenses	1,32,000
Grampanchayat Tax	3,00,000
GTU and Affiliation Expenses	2,23,618
Hardware & Ceramic Goods Exp.	2,92,023
Inspection Charge	58,000
Internet Expenses	2,17,008
Laboratory Exp	28,060
Medical Expenses	1,87,404
MEDICINE EXPENSE	28,245
Misc. Expenses	4,500
Office Exp	1,22,027
Other exp.	23,58,922
Petrol & Diesel Expenses	2,57,922
Physical & Academic Support exp.	1,06,03,514
Registration Charge	4,675
Repairs & Maintenance Expenses ( Building & Other )	54,90,015
Research project exp.	24,77,840
Security Expenses	13,48,425
Seed money to teacher for research Exp.	2,42,035
Software Expenses	6,63,900
Stationary and Printing Exp	2,26,856
Telephone Expenses	6,07,215
<b>Total</b>	<b>3,50,13,902.55</b>



**2019-20**

# SWARNIM STATRUP AND INOVATION UNIVERSITY

AHMEDABAD

## CONSOLIDATE BALANCE SHEET AS ON 31/03/2020

Particulars	Notes	FOR THE YEAR ENDED ON 31/3/2020
<b>I. LIABILITIES</b>		
<b>(1) Corpus Funds</b>		
(a) Corpus Fund	1	14,37,69,677
<b>(2) Non-Current Liabilities</b>		
(a) Long-term borrowings	2	22,23,94,703
(b) Deferred tax liabilities (Net)		
(c) Other Long term liabilities	3	3,02,01,167
(d) Long term provisions		
<b>(3) Current Liabilities</b>		
(a) Short-term borrowings		
(b) Trade payables		
(c) Other current liabilities	4	5,47,60,283
(d) Short-term provisions		
<b>TOTAL</b>		<b>45,11,25,830</b>
<b>II. ASSETS</b>		
<b>(1) Non-current assets</b>		
(a) <u>Fixed assets</u>		
(i) Tangible assets	5	27,40,25,291
(ii) Intangible assets		
(iii) Capital work-in-progress		
(iv) Intangible assets under development		
(b) Non-current investments		
(c) Deferred tax assets (net)		
(d) Long term loans and advances	6	1,32,81,404
(e) Other non-current assets		
<b><u>Current Assets and Loans &amp; Advances</u></b>		
<b>(2) Current assets</b>		
(a) Current investments		
(b) Inventories		
(c) Trade receivables		
(d) Cash and cash equivalents	7	5,18,14,208
(e) Short-term loans and advances	8	5,35,40,008
(f) Other current assets	9	5,84,64,919
<b>TOTAL</b>		<b>45,11,25,830</b>

### Notes on Accounts

17

As per our audit report of even date


For J J A M & Co.

(Formerly S.C.Kabra & Co.)

Chartered Accountants


(S. K. Jindal)

Partner



Place: Ahmedabad

Date: 21/12/2020



# SWARNIM STATRUP AND INOVATION UNIVERSITY

Ahmedabad

Notes on Financial Statements for the year ended 31st March, 2020 (consolidate)

	(Amount in Rs.)
<b>1. CORPUS FUND</b>	<b>AS AT</b>
	<b>31-03-2020</b>
Gayaprasad Jain Charitable Trust	11,10,60,656
Addition during the year	3,69,700
Add: Excess of income over exp transferred	3,23,39,322
<b>TOTAL</b>	<b>14,37,69,678</b>
<b>2. LONG TERM BORROWINGS</b>	<b>AS AT</b>
<b>( As per Schedule - A )</b>	<b>31-03-2020</b>
<b>Loans from Banks</b>	
Secured	8,04,44,939
Unsecured	6,66,675
<b>Sub total</b>	<b>8,11,11,614</b>
<b>Loans from Others</b>	
Secured	-
Unsecured	14,12,83,089
<b>Sub total</b>	<b>14,12,83,089</b>
<b>TOTAL</b>	<b>22,23,94,703</b>
<b>3. OTHER LONG TERM LIABILITIES</b>	<b>AS AT</b>
<b>( As per Schedule - B )</b>	<b>31-03-2020</b>
Caution Money & Libraray Deposit	3,02,01,167
<b>TOTAL</b>	<b>3,02,01,167</b>
<b>4. OTHER CURRENT LIABILITIES</b>	<b>AS AT</b>
<b>( As per Schedule - C )</b>	<b>31-03-2020</b>
Statutory Remittances (TDS/Professional Tax)	35,56,967
Other Current Liabilities	5,12,03,317
<b>TOTAL</b>	<b>5,47,60,283</b>
<b>6. LONG TERM LOANS AND ADVANCES</b>	<b>AS AT</b>
<b>( As per Schedule - D )</b>	<b>31-03-2020</b>
<b>Security Deposits</b>	
-Unsecured and Considered Good	-
-Others	42,40,404
other long term Loans	90,41,000
<b>TOTAL</b>	<b>1,32,81,404</b>




## Swarnim Startup and Innovations University

Ahmedabad



## FIXED ASSETS 2019-2020 (Consolidate)

NOTE - " 5 "

S. NO.	PARTICULARS	DEP. RATE	OPENING AS AT 01.04.2019	W.D.V ADDITIONS		TOTAL AS AT 31.03.2020	CLOSING WDV AS AT 31.03.2020
				IST HALF	IIND HALF		
<b>1</b>							
1	Air Conditioners	15%	7,29,524	-	-	7,29,524	7,29,524
2	Audio System	15%	44,115	-	-	44,115	44,115
3	Banches & Chair	15%	3,65,871	-	-	3,65,871	3,65,871
4	Black,White,Ceramic Boards	15%	1,28,807	-	-	1,28,807	1,28,807
5	Borewell	15%	3,86,588	45,416	-	4,32,004	4,32,004
6	CCTV Camera	15%	5,94,040	-	-	5,94,040	5,94,040
7	Collage Building - A	10%	7,02,771	-	-	7,02,771	7,02,771
8	College Building -B	10%	2,46,09,421	-	-	2,46,09,421	2,46,09,421
9	College Building -C	10%	2,19,13,459	-	-	2,19,13,459	2,19,13,459
10	College Building -(jain)	10%	-	-	-	-	-
11	Computers & Printers	60%	7,40,513	-	-	7,40,513	7,40,513
12	Epabx Server	15%	72,420	-	-	72,420	72,420
13	Electrical Equipment	15%	5,54,942	-	-	5,54,942	5,54,942
14	Electrical Installation	10%	26,88,274	-	-	26,88,274	26,88,274
15	Fire Safety & Protection	15%	7,786	-	-	7,786	7,786
16	Furnitures & Fixtures	10%	1,08,32,048	25,783	-	1,08,57,831	1,08,57,831
17	Generator A/c	15%	3,88,818	-	-	3,88,818	3,88,818
18	Laboratory Instruments	15%	66,10,445	7,440	6,279	66,24,164	66,24,164
19	Loan Cutter Machine	15%	9,963	-	-	9,963	9,963
20	Mobile Phone A/C.	15%	23,977	-	-	23,977	23,977
21	Projector Epson Eb -S9	15%	1,64,354	1,100	-	1,65,454	1,65,454
22	Refrigerator	15%	35,577	-	-	35,577	35,577
23	Risograph (Digital Duplicate Machin	15%	60,358	-	-	60,358	60,358
24	School Bus A/c	15%	1,83,602	-	-	1,83,602	1,83,602
25	Sports Equipments	15%	22,072	-	-	22,072	22,072
26	Sprial Binding Machine	15%	2,839	-	-	2,839	2,839
27	Telephone Instruments	15%	8,908	-	-	8,908	8,908
28	T.V.Panasonic	15%	32,836	-	-	32,836	32,836
29	UPS Machine	15%	21,675	-	-	21,675	21,675
30	Water Cooler AS	15%	2,62,589	-	-	2,62,589	2,62,589
31	Water R.O.Plant	15%	2,16,268	-	-	2,16,268	2,16,268
32	Water Tank	15%	43,139	-	-	43,139	43,139
33	Workshop Equipments	15%	41,755	-	-	41,755	41,755
34	Workshop Lab Manual	15%	9,505	-	-	9,505	9,505
35	Xerox(Photo Copier Machine)	15%	1,52,662	-	-	1,52,662	1,52,662
<b>2</b>							
1	College Building	10%	53,79,067	-	-	53,79,067	53,79,067
2	Instrument A/c	15%	6,30,176	-	10,05,077	16,35,253	16,35,253
3	Hospital bed	15%	5,92,622	-	-	5,92,622	5,92,622
4	Sargical Insrument	15%	6,37,018	-	-	6,37,018	6,37,018
5	Electric Installation A/c	15%	1,25,985	-	30,276	1,56,261	1,56,261
6	Elevators A/c	15%	6,00,000	-	-	6,00,000	6,00,000
7	Furniture A/c	10%	46,631	-	51,533	98,164	98,164
<b>3</b>							
1	Furnitures	10%	46,250	50,000	-	96,250	96,250
2	Instrument A/c	15%	6,32,119	-	-	6,32,119	6,32,119
3	Electric Installation A/c	15%	-	-	8,159	8,159	8,159
4	X-Ray Machine A/c	15%	92,500	-	-	92,500	92,500
<b>4</b>							
1	College Building	10%	1,93,66,996	-	-	1,93,66,996	1,93,66,996
2	Instruments	15%	4,92,540	-	-	4,92,540	4,92,540
<b>5</b>							
1	Instruments	15%	4,71,786	1,16,010	-	5,87,796	5,87,796



	<b>6</b>						
1	Land	0%	27,08,500	1,24,749	-	28,33,249	28,33,249
2	Accord Car	15%	9,29,557	-	-	9,29,557	9,29,557
3	Volvo Car-(S 60)	15%	29,72,274	-	-	29,72,274	29,72,274
4	Innova Car	15%	20,77,116	-	-	20,77,116	20,77,116
5	New Ambulance Pur.	15%	4,21,625	-	-	4,21,625	4,21,625
6	Building A/C	10%	2,83,22,206	1,52,61,005	1,70,49,518	6,06,32,729	6,06,32,729
	<b>7</b>						
1	College Building	10%	2,30,21,179	-	-	2,30,21,179	2,30,21,179
2	Instruments	15%	37,000	-	-	37,000	37,000
3	Furniture & Fixture A/c	10%	17,58,013	-	-	17,58,013	17,58,013
	<b>8</b>						
1	College Building	10%	42,08,750	-	-	42,08,750	42,08,750
2	Designing Instruments	15%	41,536	-	-	41,536	41,536
	<b>10</b>						
1	College Building	10%	24,23,298	-	-	24,23,298	24,23,298
2	Instruments	15%	1,41,795	-	-	1,41,795	1,41,795
	<b>11</b>						
1	Building	10%	-	3,98,390	6,86,078	10,84,468	10,84,468
2	Air Conditoin	15%	3,22,107	1,65,000	-	4,87,107	4,87,107
3	Audio System	15%	35,150	-	-	35,150	35,150
4	Furniture	10%	4,71,882	-	-	4,71,882	4,71,882
5	R O System	15%	1,09,805	-	-	1,09,805	1,09,805
6	Computer & Printer A/C	40%	23,72,324	1,57,465	2,24,807	27,54,596	27,54,596
7	Camera	15%	-	5,99,946	4,27,435	10,27,381	10,27,381
8	Electric Installment A/C	15%	4,49,906	9,06,056	2,33,490	15,89,452	15,89,452
9	Finger Machine	15%	9,000	16,800	7,000	32,800	32,800
10	Furniture & Fixture	10%	1,96,241	21,90,278	3,38,572	27,25,091	27,25,091
11	Led Tv	15%	-	17,000	-	17,000	17,000
12	Phone A/C	15%	1,18,472	-	-	1,18,472	1,18,472
13	Projector A/C	15%	3,56,084	1,08,550	-	4,64,634	4,64,634
14	Sound System A/C	15%	46,480	-	-	46,480	46,480
	<b>14</b>						
1	College Building	10%	1,07,41,751	-	-	1,07,41,751	1,07,41,751
2	Computers & Printers	40%	57,300	-	-	57,300	57,300
3	Furnitures & Fixtures	10%	4,94,068	-	-	4,94,068	4,94,068
	<b>15</b>						
1	Barcode Scanner	15%	2,125	-	-	2,125	2,125
2	College Building - Venus Arch	10%	2,25,56,855	-	-	2,25,56,855	2,25,56,855
3	Computers & Printers	40%	1,21,231	-	-	1,21,231	1,21,231
4	Sports Equipments	15%	1,445	-	-	1,445	1,445
5	Furnitures & Fixtures	10%	14,38,139	-	-	14,38,139	14,38,139
6	Water Cooler	15%	40,800	-	-	40,800	40,800
7	Water RO Plant	15%	37,145	-	-	37,145	37,145
8	Air Conditioner	15%	23,800	-	-	23,800	23,800
9	Finger Print Machine	15%	10,200	-	-	10,200	10,200
10	Sweing machine a/c	15%	1,33,700	-	-	1,33,700	1,33,700
	<b>16</b>						
1	College Building	10%	1,87,16,438	-	-	1,87,16,438	1,87,16,438
2	Computers & Printers	40%	1,53,123	-	-	1,53,123	1,53,123
3	Furnitures & Fixtures	10%	20,47,086	-	-	20,47,086	20,47,086
4	Lab Equipoment	15%	17,62,199	-	-	17,62,199	17,62,199
5	Air Conditioner	10%	1,02,765	-	-	1,02,765	1,02,765
	<b>CURRENT YEAR</b>		<b>23,37,66,079</b>	<b>2,01,90,988</b>	<b>2,00,68,224</b>	<b>27,40,25,291</b>	<b>27,40,25,291</b>
	<b>Total Previous Year</b>		<b>19,67,18,490</b>	<b>1,19,21,546</b>	<b>2,61,59,540</b>	<b>23,37,68,579</b>	<b>23,37,68,579</b>



<b>7. CASH AND BANK BALANCES</b>	<b>AS AT</b>
<b>( As per Schedule - E )</b>	<b>31-03-2020</b>
Cash on Hand	66,76,485
Balance with Banks in current account	4,51,37,723
<b>TOTAL</b>	<b>5,18,14,208</b>

<b>8. SHORT TERM LOANS AND ADVANCES</b>	<b>AS AT</b>
<b>( As per Schedule - F )</b>	<b>31-03-2020</b>
(a)Advances to Suppliers	
-Unsecured and Considered Good	5,17,41,236
 <u>Balances with Government Authorities</u>	
-Secured and Considered Good	
(i) TDS receivable	17,98,772
<b>TOTAL</b>	<b>5,35,40,008</b>

<b>9. OTHER CURRENT ASSETS</b>	<b>AS AT</b>
<b>( As per Schedule - G )</b>	<b>31-03-2020</b>
Other Current Assets	5,84,64,919
<b>TOTAL</b>	<b>5,84,64,919</b>



**SWARNIM STATRUP AND INOVATION UNIVERSITY**  
**AHMEDABAD**

**CONSOLIDATE INCOME AND EXPENDITURE ACCOUNT FOR THE YEAR ENDING ON**  
**31/03/2020**

PARTICULAR	NOTE S	FOR THE YEAR ENDED ON 31/3/2020
I. Revenue from operations	10	15,83,73,084
II. Other Income	11	1,18,12,480
<b>III. Total Revenue (I + II)</b>		<b>17,01,85,564</b>
IV. Expenses:		
Cost of materials consumed		
Other operating and manufacturing expenses		
Changes in inventories of finished goods, WIP and SIT		
Employee benefit expense	12	8,58,03,292
Other administration & selling expenses		
Financial costs	13	1,31,03,087
Other expenses	14	3,89,39,863
Depreciation and amortization expense	5	-
<b>Total Expenses</b>		<b>13,78,46,242</b>
V. Surplus before exceptional and extraordinary items and tax		3,23,39,322
VI. Exceptional Items		
VII. Surplus before extraordinary items and tax (V - VI)		3,23,39,322
VIII. Extraordinary Items		
<b>IX. Surplus before tax (VII - VIII)</b>		<b>3,23,39,322</b>
X. Tax expense:		
(1) Current tax		
(2) Deferred tax		
<b>XI. Surplus/(Deficit) from the perid from continuing operations</b>		<b>3,23,39,322</b>
XII. Surplus/(Deficit) from discontinuing operations		
XIII. Tax expense of discounting operations		
XIV. Surplus/(Deficit)from Discontinuing operations (XII - XIII)		
<b>XV. Surplus/(Deficit) for the period (XI + XIV)</b>		<b>3,23,39,322</b>
Balance carried to Corpus Fund		3,23,39,322

**Notes on Accounts**

As per our audit report of even date


For J J A M & Co.

(Formerly S.C.Kabra & Co.)

Chartered Accountants

(S. K. Jindal)

Partner



Place: Ahmedabad

Date: 21/12/2020



**Swarnim Startup and Innovations University**

**Ahmedabad**



**Notes on Financial Statements for the Year ended 31st March, 2020 ( Consolidate**

	(Amount in Rs.)
<b>10. REVENUE FROM OPERATIONS</b>	<b>AS AT</b>
	<b>2019-20</b>
Consultancy training Income	27,53,554
Financial support income	10,10,002
Hostel Fees Income	81,08,000
Research Project Income	1,53,07,562
Skill Course Fee Income	1,91,938
Students Tution Fees Income	13,10,02,028
<b>TOTAL</b>	<b>15,83,73,084</b>

<b>11. OTHER INCOME</b>	<b>AS AT</b>
	<b>2019-20</b>
Bus Fee Income	8,08,120
Enrollment Fee	68,502
Exam Fee	2,29,550
Form Fee	7,50,600
Grant Income	6,63,721
GUJCOST Grant Fee	10,450
I - Card Fee	1,38,200
Interest Income on Fixed Deposit	57,57,396
Interest Income on Savings Bank Account	84,720
Other Fees	10,38,089
Remedial Fee	4,61,925
University Examination & Enrolment Fee	20,01,207
<b>TOTAL</b>	<b>1,18,12,480</b>

<b>12. EMPLOYEE BENEFITS EXPENSE</b>	<b>FOR THE YEAR</b>
	<b>2019-20</b>
Employee Salary and Benifits	8,50,24,293
Staff Welfare	31,749
Visiting Faculty	7,47,250
<b>TOTAL</b>	<b>8,58,03,292</b>

<b>13. FINANCIAL COST</b>	<b>FOR THE YEAR</b>
	<b>2019-20</b>
BG CHARGE	7,08,647
Loan Interest	1,05,71,797
Loan Processing Charges	18,22,643
<b>TOTAL</b>	<b>1,31,03,087</b>



**14. OTHER EXPENSES****FOR THE YEAR****2019-20**

<b>Audit Fees</b>	<b>2,00,000</b>
Bank Charge	61,916
BJ Medical Clg Development Society	10,000
Books & E-Journal exp.	42,83,384
BOS Exps.	95,888
Canteen Expenses	3,850
Chemical Exp	2,26,981
College Promotion Exps.	1,05,000
Computer & Printer Exps.	1,01,997
Conference & Workshop Exp.	6,68,010
Consultancy & Corporate Training Exp.	15,20,840
Electrical Expenses	42,283
Extra Lec Expense	16,880
Fee Regulatory Committee (FRC)	1,33,000
Financial support & research Exp.	6,55,240
Fire & Safety Refilling Expenses	17,942
Food Expenses	22,581
<b>Garden &amp; Plantation Expense</b>	<b>64,669</b>
<b>GEB Electric Bill Expenses</b>	<b>17,63,103</b>
Generator Expenses	2,61,600
Grampanchayat Tax	3,50,000
Infrastructure Development exp.	12,99,956
Institute of Town Planners India	1,000
Internet Expenses	5,47,886
<b>Laboratory Exp</b>	<b>2,84,456</b>
Late payment TDS\Income Tax Int	29,613
Library Exp.	19,470
Marketing Exp.	35,890
ME Environment Expenses	20,000
Misc. Expenses	22,647
News Paper & Magazine Expenses	10,478
Office Electricity Bill Expenses	41,995
Other exp.	8,45,499
Petrol & Diesel Expenses	45,254
Photography & Videography Expenses	25,000
<b>Physical &amp; Academic exp.</b>	<b>1,22,66,056</b>
Postage & Courier Expenses	8,971
Research project exp.	99,48,935
Sales Promotion Exp.	93,572
Security Expenses	6,02,620
Seed money & research Exp.	11,96,504
Stall Fabrication Exp.	1,70,000
Stationary and Printing Exp	5,34,545
Student Hospital Expenses	88,500
Tea & Refreshment Expense	24,959
Telephone Expences	80,864
Tours and Traveling Expenses	51,489
Transport & Carting Expenses	24,261
Uniform Expenses	5,280
University Examination Exp	8,999

**Total****3,89,39,863**